USAID
FROM THE AMERICAN PEOPLE

AID TRANSPARENCY COUNTRY PILOT ASSESSMENT

Final Report

May 2015

TABLE OF CONTENTS

TABLE OF CONTENTS iii
ACRONYMS iv
EXECUTIVE SUMMARY 1
INTRODUCTION 5
METHODOLOGY 8
Country Report: Zambia 12
Country Report: Ghana 59
Country Report: Bangladesh 104
KEY FINDINGS AND CONCLUSIONS 159
RECOMMENDATIONS 165
APPENDIX I: SCOPE OF WORK 182
APPENDIX 2: INTERVIEW GUIDELINES 188
APPENDIX 3: FOREIGN ASSISTANCE DASHBOARD QUESTIONNAIRE 197

ACRONYMS

Acronym	Full Name
ACC	Anti-Corruption Commission
ADF	African Development Fund
AIMS	Aid Information Management System
APNAC	African Parliamentarians Network Against Corruption
BMP	Bangladesh Mahila Parishad
BRAC	BRAC (formerly Bangladesh Rural Advancement Committee)
BTRC	Bangladesh Telecommunication Regulatory Commission
BWCCI	Bangladesh Women's Chamber of Commerce and Industry
CDC	Center for Disease Control
COAST	Coastal Association for Social Transformation Trust
CPIA	Country Policy and Institutional Assessment Index
CSO	Civil Society Organization
DAC	Development Assistance Committee
DCA	Development Credit Authority
DCR	Development Cooperation Report
DEC	Development Experience Clearinghouse
ENGAGE	Encouraging Good Governance and Global Anti-Corruption Efforts
ERD	Economic Relations Division (Part of the MoF Bangladesh)
EU	European Union
FABA	Foreign Aid and Budget Account Unit (Part of the MoF/ERD)
FBO	Federal Business Opportunities website (FBO.GOV)
FPDS	Federal Procurement Data System (FPDS.GOV)
FSS	Forward Spending Survey
GIZ	Gesellschaft für Internationale Zusammenarbeit (German Development Agency)
GNCB	Ghana National Commercial Bank
GOB	Government of Bangladesh
HDI	Human Development Index
IATI	International Aid Transparency Initiative
ICT	

Acronym	Full Name
IDA	Information Communication Technology International Development Association of the World Bank
IMF	International Monetary Fund
INGO	International Non-Governmental Organization
ITU	International Telecommunications Union
JCTR	Jesuit Center for Theological Reflection
JICA	Japan International Cooperation Agency
KOICA	Korea International Cooperation Agency
LCG	Local Consultative Group
MCC	Millennium Challenge Corporation
MDG	Millennium Development Goals
MISA	Media Institute of Southern Africa
MoF	Ministry of Finance
MoFA	Ministry of Food and Agriculture
NGO	Non-Governmental Organization
NGOCC	Non-Governmental Organisations' Coordinating Council
ODA	Official Development Assistance
OECD	Organisation for Economic Co-operation and Development
OECD DAC	OECD Development Assistance Committee
OGP	Open Government Partnership
PWC	PriceWaterhouseCoopers
PPL	USAID Policy, Planning and Learning Bureau
UK	United Kingdom
UNDP	United Nations Development Programme
USAID	United States Agency for International Development
USG	United States Government
VOICE	Voices for Interactive Choice & Empowerment
ZANACO	Zambia National Commercial Bank

EXECUTIVE SUMMARY

INTRODUCTION

Background

The International Aid Transparency Initiative (IATI) was launched at the High Level Forum on Aid Effectiveness in Accra in 2008, where the international community highlighted the fundamental importance of aid transparency for aid effectiveness. Transparency and accountability of donor assistance, as formulated by the Accra Agenda for Action, lie at the heart of the Paris Declaration on Aid Effectiveness, and IATI is a key initiative to improve planning, transparency, accountability, and coordination in international foreign assistance. U.S. Secretary of State, Hillary Clinton signed the United States Government's (USG) commitment to IATI at the High Level Forum on Aid Effectiveness in 2011 in Busan, South Korea, joining a movement among donor countries to commit to publishing donor assistance information publically, using open data formats. As of March 2015 over 300 aid agencies, including the USG, have published aid information in the IATI format and 24 developing countries have endorsed IATI.

The USG has made substantial efforts in the last four years to publish all its foreign assistance funded project activities according to the IATI standard through the newly created website ForeignAssistance.gov. As of March 2015 ten USG agencies are publishing aid information according to the IATI standard. In 2011 the USG decided to conduct a pilot study in three partner countries to assess the demand for more and higher quality aid data in the partner countries. The results of this study are expected to inform the implementation of IATI by USG agencies and to identify priority areas for data publication.

Objectives

In light of the commitment to IATI, the USG seeks to enhance the usefulness, efficacy and accountability of U.S. foreign assistance by assisting recipient governments to better manage their aid flows, empower citizens to hold governments accountable for how foreign assistance budgets are used and provide a clearer understanding of foreign assistance efforts. The three pilot studies were designed around three primary objectives to: (1) assess demand for information from partner country stakeholders, (2) assess stakeholder capabilities in using the available data, and (3) recommend ways to improve data sharing and use.

METHODOLOGY

The USG's Aid Transparency pilot study was conducted in 2014 by a team of one USAID staff member and three external consultants. The study included a desk study and field visits to Zambia, Ghana and Bangladesh. The choice of the countries was determined by the interest expressed by USAID country missions to participate in the study. During field visits the team conducted 87 interviews with key stakeholders from partner country governments, civil society organizations (CSOs), media, academia and private business. Partner country government representatives included officials from finance ministries and line ministries as well as parliamentarians and anti-corruption commissioners. The interviews focused on the current use of aid information, potential demand for more and higher quality aid information and issues of access to aid information. The

team also met USG staff to discuss information demands in partner countries. Prior to the meeting, all interviewees received information about IATI and the USG efforts to publish more and higher quality data.. In addition to the individual interviews, the team held round table discussions with donor representatives and all partner country stakeholders groups. Additional information was collected through a standardized feedback form that solicited information on the ForeignAssistance.gov website.

Caveats

The scope of the study was limited to local stakeholders only and did not include an assessment of information needs within USG agencies or a comparison to other donor experiences. The study was conducted in three Anglophone countries, representing a limited and relatively homogenous stakeholder sample. Finally, the scope did not require a cost analysis or action plan for implementation of the recommendations.

COUNTRY REPORTS

This document includes individual country reports for Zambia, Ghana and Bangladesh that highlight the assessment team's observations related to three primary areas of stakeholder concern: (1) current access to aid information, (2) data needs and (3) data capacity and accessibility. Although there were some differences noted in each country's experience, there was a high degree of consistency in several key areas. Regarding access to information, most stakeholders rely on basic tools such as manually circulated Excel spreadsheets, large printed volumes, radio, or stakeholder networks such as sector-specific working groups. Aid information serves a variety of purposes for partner country stakeholders, including planning, public accountability, civil society participation, anti-corruption efforts and business opportunities. The type of data required to meet these needs consistently fell within the scope of the IATI standards. Finally, stakeholders generally satisfied data needs through a combination of media sources such as radio and newsprint, as well as the internet. However, access to data via the internet or mobile devices tends to be limited among marginalized populations, including those in rural areas.

FINDINGS AND RECOMMENDATIONS

Lack of Awareness

Awareness of existing information sources: The pilot study found that even though the stakeholders interviewed are interested in aid information, they are not aware of the existence of IATI and the level of detailed information already provided by donors. Even stakeholders that regularly search for aid information, like civil society watchdog organizations and parliamentarians, were not aware of the available data sources.

Awareness of aid transparency efforts and its relevance: While the study focused exclusively on partner country stakeholders, discussions with USG staff and other donor representatives demonstrated a general lack of awareness about IATI, the relevance of aid transparency and the available IATI information. As long as important stakeholders are not aware of the existence of comprehensive, detailed and current aid information, the demand for IATI data will remain low and the objectives of the aid transparency efforts of the USG will not be achieved.

Recommendation: USG agencies at headquarters and in-country missions raise the awareness of partner stakeholders and their own staff by informing them of existing data and information sources, the relevance of aid transparency and its potential benefits.

Need for More and Higher Quality Data on ForeignAssistance.gov

Demand for aid information in partner countries: There is a demand for aid information among government representatives, the media, CSOs, academia and private companies in partner countries. Moreover, citizens are interested in aid information as it relates to their own lives or communities. There is also public interest in aid information in cases of suspected misuse of funds in large projects. The existing demand for aid information is only partially met. In all three countries, donor representatives were not fully aware of the existing information demands in their respective host-countries and regarded the "public back home" as the primary group that would be interested in receiving information on donor activities.

Current access to aid information in partner countries: In two countries covered by this assessment, governments receive aid information through Excel spreadsheets filled out manually by donor representatives. In the third country that was evaluated, the Ministry of Finance had recently launched an Aid Information Management System based on the IATI standard. In the future, this system is expected to allow automated data transfer from donors. Government representatives in all three countries expressed a need for more current data, off-budget data, information on sub-national geographic location and results data. Non-government stakeholders interested in aid information rely primarily on donor press-releases and Ministry of Finance publications. In particular, CSO representatives often noted that access to aid information is cumbersome and insufficient.

Priority data needs: Most non-governmental stakeholders interviewed as part of the pilot study expressed a need for more detailed information about project activities. Specific information requests were: sub-national geographic location of projects, project descriptions activity details as well as project goals, strategies and results including evaluation results and details on how much money was spent and for what purpose. Most stakeholders were interested in an overview of aid flows to their country. To meet this demand, data needs to be aggregated across donors.

Full IATI implementation can meet existing demand for aid information: The IATI standard covers all priority information needs identified in the pilot study. To ensure transparency of off-budget aid, CSOs and USG implementing partners would also need to implement the IATI standard in reporting.

Recommendation: USG agencies should continue their efforts to implement the IATI standard and focus on five priority data needs: (1) sub-national geographic location, (2) project documents, (3) results, (4) OECD-DAC sector codes and (5) off-budget data.

Lack of Accessibility of Aid Information

Intermediaries are important conduits for aid information: Access to the internet varied significantly across stakeholder groups in the three countries. For some stakeholders like CSOs in the capital cities, online information is sufficient. Other stakeholders, like rural radio stations, are

able to receive email information. The vast majority of citizens in the three countries visited would access aid information only through offline channels of communication like radio, newspapers and billboards. CSOs working with marginalized communities, local government structures and radio stations publishing in local languages are important intermediaries to share aid information with citizens.

Capacity to use online data sources is limited: Only a few stakeholders interviewed during the pilot study were already familiar with using online data sources and found the USG web portal for aid information ForeignAssistance.gov easy to use. In general, to improve access to information, it is important to build capacity in data literacy among intermediary organizations like media, CSOs and government agencies.

Recommendation: USG should use existing offline communication channels like leaflets, posters and billboards to meet the information needs identified in the study. The USG should focus capacity building efforts on data literacy and ensure that ForeignAssistance.gov is navigable for less-experienced data-portal users.

Need of Support for Use of Data

Data demand in partner countries is necessary for further progress in aid transparency: Experiences from other open data initiatives demonstrate that demand for data is an important driver to increase the quality and quantity of data publication. While some key users like the Ministry of Finance staff already have access to IATI data, there appears to be a very low level of demand for IATI data in partner countries. An increased awareness of existing data sources and capacity building is necessary to translate existing information needs in partner countries to actual data demands.

Data use by specific stakeholder groups is important: The pilot study focused on information needs in partner countries exclusively. However, a few specific stakeholders are found both in partner countries and in donor countries. To increase the use of data, the needs of these stakeholders should be taken into account while promoting overall data use. Internal data use increases the motivation to publish high quality data. Increased use of data by programmers will promote the development of new data tools. Collaboration with other open data initiatives is useful to embed IATI data in the wider context of information necessary to promote transparency in public finance.

Recommendation: The USG should actively promote the use of data by partner country governments, CSOs, media and programmers. In addition, the USG should reach out to specific user groups to help improve data quality, create relevant tools and add value to the use of IATI data.

INTRODUCTION

Outline

This document presents the results of the Aid Transparency Country Pilot study. Following the Executive Summary, the document consists of seven sections. This introductory section outlines the background of the pilot study and its objectives. The second section describes the methodology used for the study. Three country-specific reports on Zambia, Ghana and Bangladesh are presented in the next three sections. These stand-alone documents can also be shared individually. Finally, the country reports are supported by individual annexes. Based on the empirical evidence gathered in the three countries, a section on key findings and conclusions follows. The final section of the report provides detailed recommendations for improvements in the USG's aid transparency efforts.

Background

The Obama Administration has made an unparalleled commitment to transparency in various international forums such as the 2014 Global Partnership for Effective Development Co-operation in Mexico and the 2010 G20 Summit. The USG has committed to enhancing international aid transparency as a way of increasing the efficacy of development efforts and promoting international accountability. In November 2011, the United States became a signatory to the International Aid Transparency Initiative, a voluntary multi-stakeholder initiative whose aim is to make information about aid spending easier to access, use, and understand. The information that the USG publishes in IATI format is also published on the ForeignAssistance.gov, an interactive website managed by the Department of State that is the repository for all USG data on foreign aid.

Donors can deliver assistance in ways that strengthen the compact between states and citizens, so that governments are empowered to fulfill their responsibilities and citizens have the tools and mechanisms they need to hold their governments accountable. This compact can be undermined, however, by the way in which foreign donors currently deliver assistance without sufficient aid transparency.

In order to improve aid transparency, the USG's Interagency Policy Committee on Aid Transparency laid out the following objectives:

- Enhance foreign aid's developmental impact by assisting recipient governments to better manage their aid flows and empower citizens to hold governments accountable for how assistance is used;
- Increase the efficacy of USG foreign assistance by providing a better understanding of what the government is doing, where, and to what effect; and

- Strengthen international accountability by providing greater access to information about assistance thereby helping developing country governments and international civil society to hold donors accountable for the quantity and quality of aid flows.

To help inform the USG's aid transparency agenda, USAID was tasked by the inter-agency committee to conduct three aid-transparency country pilot studies. The country pilots assessed the current level of demand for the information that the USG is making available. In addition, the country level work assessed the relevance of the data being generated and the capacity constraints of different user groups. Quality information and timely reporting on development cooperation can help all stakeholders - governments, Civil Society Organizations (CSOs), private citizen groups and donors alike to manage and monitor aid resources more effectively.

Objectives

The aid transparency country reports are based on studies conducted in Zambia (May 2014), Ghana (June 2014), and Bangladesh (September 2014) by a team of one USAID staff member and three external consultants. The USAID mission in each of the three countries hosted the team and facilitated logistics, including the arrangement of interviews with key stakeholders. The objectives of the country studies were to:

- Assess demand for information on aid flows and the ease of access to data for a wide range of stakeholders in partner countries, including the members of the executive and legislative branches as well as parliamentarians and representatives of CSOs, private companies, media, research organizations and universities;
- Compare the specific information demands of the data already reported by the USG on the ForeignAssistance.gov portal and the IATI Registry;
- Review the capabilities and assess capacity constraints of various stakeholders groups to effectively use the data;
- Inform stakeholders and promote the use of IATI and ForeignAssistance.gov; and
- Recommend ways to enhance the development impact of the USG's aid transparency efforts.

Caveats

This pilot study is based on numerous in-depth interviews with various stakeholder groups in Zambia, Ghana and Bangladesh and provides valuable insights for USG agencies. However, there are a number of caveats to this document.

Sampling Process: This study was a qualitative assessment and was not based on a statistically valid sampling process. Instead, the sampling of the interviewees was non-random and based on the subjective assessment of the team as to which stakeholders in the three countries could be relevant for the topic of aid transparency. This choice was informed by the desk study and USAID mission guidance. The sampling process was limited by the fact that, due to time constraints, only stakeholders in the national capitals could be interviewed. Additionally, only Anglophone countries were selected for the study. Issues of data accessibility for non-English speaking stakeholders could not be taken into account.

Scope of the Study: The scope of the study was limited to local stakeholders and did not include an assessment of information needs within USG agencies or a comparison to other donor experiences. In addition, the scope did not require a cost analysis or action plan for the implementation of recommendations.

METHODOLOGY

To help inform the U.S. Government's aid transparency agenda, the Interagency Policy Committee on Aid Transparency tasked USAID with conducting three aid transparency country pilot studies. The country pilots assessed the relevance and demand for the type of information that the US Government is currently making available, as well as the capacity constraints of various groups using the information. The same methodology was used in each country study. The methodology included desk study research, structured key stakeholder interviews and roundtable presentation and discussion forums. In addition, the assessment team circulated a questionnaire on the usability of ForeignAssistance.gov.

Assessment Team: The Aid Transparency pilot study was conducted in 2014 by a team of one USAID staff member and three external consultants with a background in aid transparency, international aid flow, information technology and monitoring and evaluation. The team conducted desk studies of and field visits to Zambia (May 2014), Ghana (June 2014) and Bangladesh (September 2014).

Selection of Countries:

Countries were selected by USAID based on the following four criteria:

1. The presence of multiple USG agencies operating in country (defined as more than 5 agencies);
2. The existence of a large USG aid portfolio (defined to be greater than USD $100 million of foreign assistance from the USG's annual budget);
3. The performance of the recipient country and its commitment to work closely with the USG and other donors;
4. Interest and willingness of USAID Missions to participate in the study, included hosting and facilitating the assessment team's work and in-country interviews.

Country Desk Study and Identification of Key Stakeholders: Prior to each field visit, the team conducted a desk study collecting relevant information on the political, economic, social and development-cooperation landscape in the country. This effort included the identification of a list of key stakeholders such as ministries of finance, aid management units, line ministries, anti-corruption committees, national accounting offices, planning commissions and parliamentarians. Other stakeholders included local media, service CSOs, advocacy CSOs, anti-corruption CSOs, open data activists, academia as well as private companies providing services to donor agencies and those developing data-based tools.

According to the scope of the study, USG agency staff and other donor representatives were not considered key stakeholders. However, the team did conduct discussions with these two groups

in all three countries and was able to include their perspective on the use of and demand for aid information in the host country as well as their own use of aid information, including IATI data.

Individual Interviews: To collect information about data use and data needs, the team developed an interview guideline and a list of priority stakeholder groups prior to the country visits. The complete interview guidelines are provided in Appendix 2. The focus of the interview questions included:

- General trends regarding transparency, open data and open government in the partner countries;
- Current transmission of aid information from development partners to host country government and communication of aid information to host country citizens;
- Familiarity with and use of IATI data, e.g. through ForeignAssistance.gov;
- Current use of aid information by host country government representatives and other key stakeholders;
- Unmet information needs by host country government representatives and other key stakeholders;
- Potential accessibility constraints by host country government representatives and other key stakeholders to use aid information, including e.g. connectivity, cost of internet use and prevalence of mobile internet use; and
- Potential capacity constraints of host country government representatives and other key stakeholders to use aid information.

Using the interview guideline, the team conducted 27 interviews in Zambia, 36 interviews in Ghana and 24 interviews in Bangladesh. In most cases, interviews were conducted with two team members present and lasted between 1 and 1.5 hours. Although all interviews were conducted in the capital cities, the needs and challenges of potential aid information users outside the capital were discussed with various stakeholders.

Prior to the interviews, all interviewees received electronic information on IATI, the ForeignAssistance.gov website and the broader USG aid transparency efforts. During the interviews the team often presented an Excel spreadsheet with country-specific data downloaded from the ForeignAssistance.gov website. All interviewees received a follow-up email that included the Excel spreadsheet as an attachment.

Questionnaire: One particular assignment in the scope of the study was to collect data on the usability of ForeignAssistance.gov. In addition to interview questions related to this topic, all interviewees were requested to complete an electronic survey on the usability of the website. Completed questionnaires were forwarded to the ForeignAssistance.gov team at U.S. Department of State. The survey questions are included as Appendix 3.

Round-table Meetings: In all three countries the team held a roundtable meeting with representatives from donor agencies to discuss the management of aid information and donor coordination by the local government, their own use of data from other donors and the perceived demand for data by local non-governmental stakeholders. A total of 15 donor representatives participated at these meetings.

In Ghana and Zambia the assessment team organized a second roundtable meeting at the end of the country visits where all stakeholder groups were invited. The purpose of these roundtable meetings was to present and discuss the preliminary findings. In Bangladesh such a roundtable meeting was not possible because of a lack of time.

Engagement with Stakeholders in the US: Civil society development organizations in the U.S. followed the pilot study with interest and invited the team twice to roundtable meetings in Washington D.C. During the meetings the team presented the methodology used in the pilot study and its preliminary findings and collected feedback from the civil society representatives present.

Caveats Regarding the Methodology:

Based on the scope of work, the study methodology did not include all aspects that could have been assessed within the context of aid transparency and aid information needs. In addition, the study was planned under a number of constraints, thereby limiting the team's choice of methodology. Given the scope of the study and these constraints, there a number of caveats that must be considered when planning any action based on the proposed recommendations.

1. Limited sample: The pilot study was only conducted in three countries. While the findings were very consistent across the three countries, it cannot be assumed that the findings are representative of all USG partner countries.
2. Limited geographic scope: The pilot was conducted in three Anglophone countries where many local stakeholders were fluent in English.
3. Capital cities only: The pilot work was conducted in capital cities only and therefore, does not include direct input from stakeholders outside capitals.
4. Local stakeholders only: While the research included conversations with U.S. based USG staff, USAID Mission staff and Embassy staff as well as some CSO representatives in Washington, DC, issues related to their access to, demand for, and use of existing foreign assistance data were outside the scope of the study. However, the team recognized that these stakeholders are consumers of this data, as well as important contributors and advocates.
5. Comparison with other donors: While the team met with other bilateral and multilateral donors in each of the three countries, comparing the USG's work with other donor experiences was not part of the scope of the project.

6. Cost analysis: Performing an analysis of the costs of implementing the study recommendations was outside of the scope of work. However, the assessment team recognizes that implementing some of these recommendations involves sizable costs.
7. Action/implementation plans: The scope of the assessment did not include the creation of action or implementation plans or an identification of specific groups or individuals within each USG stakeholder group that should be implementing the recommendations. The team recognizes that these recommendations may not be achievable without establishing specific accountability measures/milestones and dedicated resources.

USAID
FROM THE AMERICAN PEOPLE

AID TRANSPARENCY COUNTRY PILOT ASSESSMENT

Country Report: Zambia

Study conducted: May 2014

[This page has been intentionally left blank.]

COUNTRY REPORT: ZAMBIA

AID TRANSPARENCY PILOT STUDY

Study Conducted: May 2014

DISCLAIMER

The authors' views expressed in this publication do not necessarily reflect the views of the United States Agency for International Development or the United States Government.

CONTENTS

Acronyms 16
Executive Summary 18
Country Report: Zambia Aid Transparency Pilot Study 23
General Information 23
Current Access to Aid Information 28
Data Needs 31
Appendix I: Information Sources 39
Appendix 2: Desk Study 40
Appendix 3: CY2012 U.S. Assistance to Zambia 47
Appendix 4: Pilot Study Overview document 48

ACRONYMS

Acronym	Full Name
ACC	Anti-Corruption Commission
ADF	African Development Fund
APNAC	African Parliamentarians Network Against Corruption
CDC	Center for Disease Control
CPIA	Country Policy and Institutional Assessment Index
CSO	Civil Society Organization
DCA	Development Credit Authority
DCR	Development Cooperation Report
DEC	Development Experience Clearinghouse
ENGAGE	Encouraging Good Governance and Global Anti-Corruption Efforts
EU	European Union
FBO	Federal Business Opportunities website (FBO.GOV)
FPDS	Federal Procurement Data System (FPDS.GOV)
FSS	Forward Spending Survey
HDI	Human Development Index
IATI	International Aid Transparency Initiative
IDA	International Development Association of the World Bank
IMF	International Monetary Fund
JCTR	Jesuit Center for Theological Reflection
MCC	Millennium Challenge Corporation
MDG	Millennium Development Goals
MISA	Media Institute of Southern Africa
MoF	Government of Zambia Ministry of Finance and Planning
NGO	Non-Governmental Organization
NGOCC	Non-Governmental Organisations' Coordinating Council
ODA	Official Development Assistance

Acronym	Full Name
OECD	Organisation for Economic Co-operation and Development
OECD DAC	OECD Development Assistance Committee
PWC	PriceWaterhouseCoopers
PPL	USAID Policy, Planning and Learning Bureau
UK	United Kingdom
UNDP	United Nations Development Programme
USAID	United States Agency for International Development
USG	United States Government
ZANACO	Zambia National Commercial Bank

EXECUTIVE SUMMARY

GENERAL INFORMATION

From May 12 to 16, 2014, a USAID team consisting of three consultants and the USAID lead on the Aid Transparency Country Pilots (USAID/Policy, Planning and Learning Bureau (PPL)/Office of Donor Engagement) visited Lusaka, Zambia to conduct the first of three pilot studies on aid transparency. During this week, the team held 27 interviews with representatives of the Zambian government, including members of parliament as well as representatives of Zambian civil society organizations (CSOs), media organizations, the private sector and academia. In follow-up to the interviews, all interviewees received an Excel spreadsheet with USG agencies' data from the ForeignAssistance.gov website and a survey about the user-friendliness of the ForeignAssistance.gov website. This provided interviewees with immediate access to detailed USG agencies' aid data.

The team also hosted a round-table meeting with several other donors working in Zambia to discuss issues of aid transparency. A second round-table brought together relevant stakeholders, many of whom had been previously interviewed by the team, to solicit additional feedback, particularly on the USG's ForeignAssistance.gov website. Finally, the team debriefed the USAID Mission in Zambia.

CURRENT ACCESS TO INFORMATION ON FOREIGN AID

Data Collection by the Zambian Government

The Zambian Ministry of Finance and Planning (MoF) is responsible for collecting information about aid flows into Zambia. In the absence of an automated data collection system, data is collected manually by a senior officer at the MoF. Each quarter, all bilateral and multilateral donors are requested to provide an Excel spreadsheet with their current and planned activities. This process is cumbersome for the donors and the MoF and there are frequent delays in data collection. Some line ministries receive development assistance information directly, on occasion bypassing the MoF. This process leaves the overall development cooperation portfolio incomplete or piecemeal. Most data for the fields in the MoF spreadsheet are available from ForeignAssistance.gov and covered by the International Aid Transparency Initiative (IATI) data standards.[1]

Data Access by other Zambian Stakeholders

When asked about access to aid information, CSOs and private companies stated that they obtain information about development cooperation primarily from national media sources that obtain their information mostly through donor press releases or press events. Other sources of information for Zambian stakeholders are personal contacts at government ministries and donor

[1] For information about IATI see www.aidtransparency.net.

agencies, as well as the government's official budget published by the MoF and sold for approximately U.S. $50 equivalent in a hard copy "Yellow Book." The "Yellow Book" is not widely available in digital formats even within the government. The government budget does contain information on expected donor inflows but this information is embedded throughout the document and is difficult to ascertain. It is important to note that the "Yellow Book" only covers expected annual budgets and not expenditures. One academic interviewed, uses the Creditor Reporting System of the OECD/DAC as a data source. Parliamentarians also use parliamentary inquiries to obtain information about aid flows to their constituencies.

Donor Communication Strategies

Donor representatives stated that the general public in Zambia is not strongly interested in information on development cooperation. For all donors represented at the round table meeting, the primary audience for communications about their activities is the taxpayers back home. Apart from their websites and press releases, donors have a number of formal and ad-hoc channels of information exchange. These include regular consultations with government counterparts through existing donor coordination platforms and dialogues with CSOs.

DATA NEEDS

Data Needs for Multiple Purposes

Contrary to donor perceptions, CSOs as well as media and business representatives stressed a strong interest in receiving information on foreign-assistance programs. Stakeholders in Zambia require aid information for a variety of uses such as:

- Detailed information on foreign assistance, including data on project strategies and objectives, is needed for citizens to hold the government or the implementing agencies accountable.
- All stakeholders, including government representatives, parliamentarians, media representatives, and members of CSOs need sub-national geographic information so that they can update intended beneficiaries about planned projects in their area.
- Information on planned activities is necessary for citizens or CSOs to voice their concerns and their priorities.
- Several CSOs expressed interest in foreign-assistance information because donor conditionality (which is not always in the interest of CSOs) can have a strong impact on the Zambian government. Furthermore CSOs need to know the priorities of different donors to improve their own ability to apply for funding. Private sector partners (including economists, banks, and multi-national corporations) are interested in contracting and microfinance opportunities as well as understanding the priorities of donor government policies and regulations, especially around issues such as anti-corruption, economic growth, and investment in industries such as agriculture and mining. The governmental Anti-Corruption Commission expressed the need for contracting information - for

example, on the number of bidders and award recipients - to help identify, investigate, and prevent possible cases of corruption.

Key Data Requested by Zambian Stakeholders

Data Item	Data Item	Data Item	Data Item
Project Name	Project Description	Intended Deliverables (e.g. # of schools to be built)	Commitments Made
Actual Disbursements	Implementing Agency Name	Start and End Dates	Sector
Sub-National Geographic Information	Conditionality	Project Strategies & Objectives	Results

The various Information needs expressed by different stakeholders are entirely covered by the IATI standard and partially covered by the ForeignAssistance.gov website. The IATI data standard allows the inclusion of links to relevant documents with information on intended deliverables, results and conditions. However, this is not yet practiced by most donors, including USG agencies. Some data needs are addressed by the USAID/Zambia Mission's page on USAID's external website (for country development priorities and a list of all USAID funded projects in Zambia), the Development Experience Clearinghouse (for detailed evaluation information), and Development Credit Authority (DCA) for information on microfinance opportunities.

In theory, documents with contract information can be included in IATI data, but this is not yet done by most donors.

DATA CAPACITY AND ACCESSIBILITY

Accessibility of Information

Internet connectivity in Zambia is estimated at 15.4% of the population, with access to the internet being best in the capital Lusaka. The vast majority of Zambians connect to the internet via mobile data plans,[2] that are mostly limited to 3G connections (4G/LTE was only launched in Zambia in January 2014).[3] Government representatives and those from most CSOs, private companies, and research institutions have adequate internet access and connectivity to access the ForeignAssistance.gov website or other similar tools. However, most stakeholders expressed varying degrees of inexperience using web-based databases and stated that the databases needed to be well structured, free of jargon and simple to navigate. All intermediaries consulted

[2] Source: http://www.zicta.zm/index.php?option=com_content&view=article&id=58&Itemid=56.
[3] Source: http://www.techtrends.co.zm/mobile/mtn-zambia-launches-4g-lte-technology.

(including community radio stations) have adequate internet connectivity and experience in computing to be able (in theory) to receive and use email updates or follow social media posts on foreign assistance.

Nonetheless, it is unrealistic to expect ordinary Zambians to seek and use foreign-assistance information via the internet for the following reasons:

- Most Zambians are unaware of the existence of this information;
- They use mobile data to access the internet and the relevant sites are not optimized for mobile usage (both in terms of user interface and bandwidth);
- Mobile data is still very expensive ($35 for 2GB of data);[4]
- There is a lack of experience and familiarity with using the internet to perform research and data-based analysis; and
- The information available is not user friendly.

Notwithstanding the constraints above, newspapers and especially the radio can be used to disseminate relevant information in easily understandable ways. In rural areas, community radio stations play an important role in providing information in local languages and in ways that elicit listeners' attention. In addition, some CSOs can use their nation-wide networks to transmit information to citizens, via publications or text messages. These knowledge networks provide powerful means of communication with a wide range of audiences. In addition, many interviewees expressed the need to use meetings at local community centers, such as schools and health clinics, as a way to disseminate information on local projects and programs.

Capacity to Use Data

Although the costs and bandwidth of internet access do not seem to be barriers for some CSOs in Zambia (unlike for the average citizen), many CSOs and the media mentioned the lack of information technology (IT) to seek out web-based information. Often, only college-educated people have experience using computers. Typically, when people join the workforce, they still struggle to use common software tools such as Excel. In addition, many stakeholders lacked the skills to conduct economic and financial analyses. Government officials cited a strong need for institutional capacity building and training in both of these areas. The government, media, and CSOs lack IT specialists and adequate equipment necessary to perform data analysis or even update their own websites.

Since websites are often not updated, those with IT skills do not have the expectation that useful data is available for them to use. This further erodes the culture and experience of data sharing. This results in a reduced capacity for solid research and investigation on the part of the media and to compete for donor funds to serve communities in which the CSOs operate.

[4] Source: https://gist.github.com/smaboshe/2880253.

Feedback on ForeignAssistance.gov

To a large extent, CSOs, private companies, and media entities were not aware of online sources of information on aid flows. Most had never heard of IATI. No Zambian interviewee was aware of or had visited ForeignAssistance.gov prior to receiving the interview invitation from the USAID Mission (the invitation provided links to the website in order to establish a context for the interview). Those who visited ForeignAssistance.gov found it overwhelming, with poor usability and cumbersome to navigate. Among those who had little or no trouble navigating the website, the website content was generally found to be useful. However, the website did not meet all of the information needs identified by the interviewees. The team heard about and experienced slow connectivity at times, especially on the data transaction page. When the team used a previously downloaded Excel spreadsheet with Zambian transaction data to demonstrate the types of information available on the site, there was universal interest in viewing the contents. Interviewees requested that data from the website be shared in simpler and more user-friendly formats such as PDF reports and graphics (e.g., charts, graphs and maps) that are tailored to serve specific needs.

Follow-up to the Aid Transparency Country Pilot Study

The findings presented here, in combination with the findings from the other two country pilot assessments, will provide empirical support to the overall recommendations on advancing USG aid transparency efforts. The Aid Transparency Country Pilot Study report will consist of an introduction, a detailed description of the methodology, the three country reports for Zambia, Ghana and Bangladesh as well as detailed recommendations on how to further enhance the USG's aid transparency efforts. The report will be widely disseminated.

COUNTRY REPORT: ZAMBIA AID TRANSPARENCY PILOT STUDY

GENERAL INFORMATION

Background of Pilot Study

In 2009, the USG agreed to a deliberative policy on foreign assistance transparency which identified a concrete set of actions, including the establishment of the ForeignAssistance.gov website and undertaking assessments of three countries to determine the data needs and demands of various stakeholders in partner countries. The policy was codified in OMB-Bulletin 12-01, "Guidance on Collection of U.S. Foreign Assistance Data."[5] These assessments aim to inform the aid transparency agenda of the USG and have been conducted under the direction of USAID. In 2014, USAID staff selected three countries to be part of the overall aid transparency study: Zambia, Ghana, and Bangladesh. USAID contracted the Washington-based QED Group, LLC to conduct this study. Once published, the complete study report will help to inform future USG aid transparency efforts. This report describes the process and the findings of the country visit to Zambia.

Process of Country Visit and Methodology: During May 12-16, 2014, a team of three consultants and the USAID lead on the Aid Transparency Study (Policy, Planning and Learning Bureau/ Office of Donor Engagement) visited Zambia for the first pilot study.

Prior to the country visit, the team conducted a desk study (Appendix 1) to gain a better understanding of the political and development landscape in Zambia, identified key stakeholders and developed interview guidelines to collect data from these stakeholders. The itinerary for the visit was developed in close collaboration with the USAID Mission in Zambia, who hosted the team and arranged all logistics for the pilot study.[6]

Interviews and Round-table Meetings: During the country visit, the team conducted 27 individual interviews with representatives from: five Zambian government offices, seven CSOs, parliament, seven media organizations, private sector entities, and Zambian academia.

In addition, the team interviewed several USG agencies' country representatives and the Millennium Challenge Corporation (MCC) representative in Zambia. The interviews focused primarily on the overall aid-information needs of the different stakeholders as well as the potential added value of IATI data and the USG ForeignAssistance.gov website in meeting those needs. The team convened a round- table meeting with several donors working in Zambia to discuss aid-transparency issues. Similarly, the team organized another round-table event at the end of the week, bringing together stakeholders who were previously interviewed to solicit additional

[5] Source: http://www.whitehouse.gov/sites/default/files/omb/bulletins/fy2012/b12-01.pdf,

[6] The authors would like to express their sincere thanks to Mr. Chris Foley, Ms. Debra Mosel, Ms. Cathy Mutamfya and Ms. Mwema Katongo at USAID/Zambia for all of their efforts to ensure the success of this pilot assessment.

feedback, particularly on the usability of the ForeignAssistance.gov website. Finally, the team debriefed the USAID/Zambia mission.

Provision of IATI Information and Data: Before arriving in Zambia, the team prepared two documents to share with stakeholders:

1. A printed overview of the purpose of the trip, including a description of the ForeignAssistance.gov website, IATI and a partial list of sites that use this data (d-portal.org, openaiddata.org, openaidsearch.org, etc.).
2. An Excel spreadsheet of USAID transaction-level data for Zambia downloaded from ForeignAssistance.gov in April 2014. The spreadsheet included all USAID transactions for 2013 and 2014[7] and was sorted and grouped/subtotaled by recipient organization/implementing partner.

In the email invitation for the interviews, the USAID/Zambia mission provided interviewees with links to the ForeignAssistance.gov website. During the meetings, the team shared the printed overview document. In some cases, team members also displayed the Excel spreadsheet digitally to interviewees via a laptop to provide context and examples of the types of data available from the website. Several interviewees were very engaged and eagerly scrolled through the data. After the interviews were concluded, this Excel spreadsheet and a feedback questionnaire on ForeignAssistance.gov were emailed to every interviewee. At the final round-table meeting, the pilot assessment team also provided a copy of the spreadsheet and demonstrated the use of ForeignAssistance.gov to the round-table participants. However, the team has not received any feedback from the interviewees on the quality of the website.

Country Information

According to The World Bank, Zambia is a lower-middle income country with a population of about 14 million and a GDP of $20.59 billion USD (2012 data). The services sector contributes 46% to the GDP followed by industrial production at 34%. Although 85% of the Zambian labor force is employed in agriculture, agricultural production represents only 20% of GDP. The main source of income for Zambia is the mining industry (particularly, copper).

Economic Status: Despite a relatively high economic growth rate of between 6% and 7% in recent years, social development in Zambia has lagged behind other nations worldwide. Zambia ranks 163 out of 186 on the 2013 United Nations Development Programme (UNDP) Human Development Index (HDI). The HDI is a summary measure of average achievement in key dimensions of human development. According to the UNDP Zambia report[8] on the Millennium Development Goals (MDGs), more than half of the MDGs will not be reached in Zambia by the end of 2015. About 66% of the population is below 24 years of age, 60% of the population lives

[7] The spreadsheet was downloaded from the following web page, filtered by agency and sorted by year. http://www.foreignassistance.gov/web/OU.aspx?FromRGA=true&OUID=180&FY=2015&AgencyID=0&budTab=tab_Bud_Impl.

[8] Source: http://www.zm.undp.org/content/dam/zambia/docs/mdgs/MDG%20Report%202013.pdf#_blank.

in rural areas and the literacy rate is at 61.4%.[9] Only 22% of the Zambian population has access to electricity and only 15.4% of Zambians have access to the internet.[10]

Political Status: Zambia has enjoyed political stability for many years; however, its governance indicators present a mixed picture. According to the Ibrahim Index of Governance in Africa 2012[11] that provides an annual assessment of the quality of governance in African countries, Zambia is ranked 12th out of 52 countries. Likewise, the country receives a relatively good ranking in The World Bank Country Policy and Institutional Assessment Index 2012 (CPIA),that ranks four different governance areas. In the four different clusters considered in the CPIA, Zambia ranks between 3.2 and 3.7 with 6 being the highest score and 1 being the lowest score. The Corruption Perception Index 2013 by Transparency International finds Zambia in the middle, with a rank of 83 out of 177 countries. While these rankings support Zambia's image of a stable democracy, other indicators paint a less favorable picture. Freedom of the press in Zambia seems to be under considerable threat. The Freedom of the Press Report 2014[12] from Freedom House warns of the deterioration in the freedom of the press in Zambia and of intimidation of journalists by the government. While, in the past, Zambia was considered to have a partially free press, the press is now regarded as "not free." In recent months there have been several cases of websites being blocked as well as journalists being harassed and prosecuted for criticizing the government. Despite promises during the 2011 election campaign for a Freedom of Information Act, the proposed legislation is still pending. The Open Budget Index 2012[13] of the Open Budget Partnership gives Zambia a very poor ranking with only 4 out of 100 points. Often, where aid transparency issues are concerned, the media is an important user of information on aid flows. This information is shared with the public. When media outlets are restricted in sharing information, particularly on possible misuse of aid funds, they cannot play this important role.

Generally, CSOs perceive the Zambian government as attempting to control the actions of independent CSOs. This perception was confirmed in 2009, when the government passed a non-governmental organization (NGO) registration law. This law, the Non-Governmental Organization Act No. 16, has been criticized by CSOs for investing a government-dominated NGO Registration Board with too many powers and thus threatening NGO independence. In addition, the law requires NGOs to report on their funding, activities, and personnel's assets. This law does not cover religious organizations, clubs, trade unions, and professional groups. Instead, they are regulated by the Societies Act of 1958, also criticized for giving too much power to the state. For example, it allows the government to cancel the registration of an organization and control its access to funds from foreign sources. This legislation is not being actively implemented, as the

[9] Source: CIA Factbook.
[10] The World Bank 2013.
[11] The Ibrahim Index of African Governance (IIAG) provides an annual assessment of the quality of governance in African countries. Combining over 100 variables from more than 30 independent African and global institutions, the IIAG is the most comprehensive compilation of data on African governance http://www.moibrahimfoundation.org/overview/.
[12] Source: http://freedomhouse.org/report/freedom-press/freedom-press-2014#_blank
[13] Source: http://internationalbudget.org/wp-content/uploads/OBI2012-Report-English.pdf#_blank

government is currently in discussions with Zambian CSOs who seek to have the law revised and amended.

Telecommunications and Internet

Internet: Internet connectivity in Zambia is estimated at 15.4% of the population, with access to the internet being best in Lusaka, the capital. The vast majority of Zambians connect to the internet via mobile data plans,[14] mostly limited to 3G (4G/LTE was launched in Zambia in January 2014).[15] Mobile internet access is still expensive at about US$35 for 2GB of data.

Cell Phone Usage: According to 2013 World Bank data access to cell phones is widespread, with 72 out of 100 Zambians having a mobile phone subscription, a great majority of these subscribers have simple-feature phones that do not allow internet access. Phone use is also fairly expensive. For example, sending four simple text messages costs about US$1.

Overview of Aid in Zambia

The key donors to Zambia include the United States, the United Kingdom, the Global Fund, and The World Bank. Table 1 presents an overview of the disbursement of money from key donors in recent years.

Table 1: Overview of Aid to Zambia by Donor, ODA Gross Disbursements in US$ millions (DAC Statistics)

Donor	2008	2009	2010	2011	2012
United States	226.5	231.8	225.1	276.7	305.1
United Kingdom	83.8	80.6	79.3	92.6	84.3
IDA	59.1	43.5	35.4	75.3	82.4
Global Fund	102.8	55.1	40,9	103.2	84,1
EU Institutions	134.9	152.3	92.5	107.7	76.6
Norway	74.4	73.2	62.7	79.1	53.3
Japan	37.1	36.6	46.1	46.1	47.8
AfDF	46.2	34.8	55.8	3.9	43.4
Germany	45.4	55.7	34,5	39.6	35.4

[14] Source: http://www.zicta.zm/index.php?option=com_content&view=article&id=58&Itemid=56
[15] Source: http://www.techtrends.co.zm/mobile/mtn-zambia-launches-4g-lte-technology

Donor	2008	2009	2010	2011	2012
Denmark	30.3	41,2	25.3	43.8	44.2
Sweden	51.5	24.2	21.8	33.2	31.3
Ireland	34.3	34	32.7	28.4	25.9
Finland	16.5	24.5	21.6	18.8	14.1
GAVI	8.1	3.6	7.7	7.9	13.5
Other Donors	162	360.4	138	111.3	61.3
Total	**1,112.8**	**1,251.5**	**919.4**	**1,067.2**	**1,002.5**

Overview of Development Assistance: The following sectors are receiving support from foreign donors: health, general budget support, governance, security, and water and sanitation. For 2013, the share of total foreign aid support allocated to the health sector was 42%. Another 13% was allocated to governance and security while 13% of the total aid funds were allocated to humanitarian assistance. In 2013, 9% of overall Official Development Assistance (ODA) flows were allocated to agriculture and food security.[16]

US Government Donors: In 2012, the primary USG donors to Zambia were USAID that disbursed US$197.2 million, followed by the U.S. Department of Health and Human Services that disbursed US$79.1 million. Other USG agency donors to Zambia were MCC, Peace Corps and the Departments of State, Defense, Interior and Commerce (figures provided in Annex 4).

Aid Dependency: Aid dependency in Zambia has declined significantly in recent years. While Zambia was heavily aid-dependent in the past, this has changed due to debt relief and the increase of direct foreign investment. In 2012, aid represented 4.7% of GNI and US$68 per capita.[17]

Focus on Aid Transparency: In the past few years, while acknowledged as important, aid transparency has not been a major focus in Zambia. OECD/DAC donors have made some progress in achieving the objectives of the aid effectiveness agenda, namely a stronger reliance on country systems and closer collaboration among donors. However, aid transparency has not received significant attention or resources from the Zambian government or many of the stakeholders in Zambia. At the CSO level, there is at least one NGO working on aid transparency. In 2011. the Jesuit Center for Theological Reflection (JCTR) published a study on aid transparency in the region

[16] Source: http://stats.oecd.org/Index.aspx?datasetcode=CRS1

[17] The World Bank 2012

of Lusaka and has mobilized citizens to monitor aid activities[18]. Another CSO, the Civil Society for Poverty Reduction, is primarily tracking public expenditure, but stressed the importance of acquiring accurate data on foreign aid to help their work.

CURRENT ACCESS TO AID INFORMATION

Data Collection by the Zambian Government

Aid Management by the National Government: Currently, Zambia does not have an automated aid management platform. The Zambian government invests very little in the collection and management of data on aid flows. There have been several efforts by the MoF in the past to set up an aid management platform in Zambia. For example, there was an attempt to create a Development Assistance Database, building on the Synergy International platform of the same name. This attempt was abandoned, in part because the database would have had to be managed from the United States. A second attempt to establish an aid management tool in collaboration with local providers was abandoned because there was not sufficient interest from the leadership at the MoF.

The collection of data on incoming aid flows is performed manually by one MoF senior officer who requests that all donors (both bilateral and multilateral) fill out an Excel spreadsheet on a quarterly basis. The data collected is for officially budgeted aid flows and does not cover the total volume of aid flows coming into the country. Projects financed with off-budget resources and by NGOs are not covered.

Most data fields in the Ministry of Finance and Planning's Excel spreadsheet are covered by ForeignAssistance.gov and the IATI data standard and include:

- Project/ Program Name
- General Budget Support/Sector Budget Support/ Project/Humanitarian
- Implementing Agency Category
- Implementing Agency Name
- Sector
- District
- Actual Disbursements for previous 4 quarters
- Annual Disbursement Total
- Anticipated Disbursements for the ensuing 4 quarters
- Projections total for following year

[18] Pollen, Gabriel and Venkatesh Seshamani, *Does Aid Transparency Make for More Effective Aid? A Case Study of Lusaka Province*, University of Zambia, 2011. A soft copy of the report was provided to the team. The report is unavailable online.

The data is often collected after office hours. Manually filling out the Excel spreadsheet is cumbersome for both the donors and the Ministry of Finance and results in frequent delays in data collection.

The Excel spreadsheet is also the main source of information for the MoF's Development Cooperation Report (DCR), a report that supplements the national budget[19]. The DCR includes information on all sectors and includes on-budget and off–budget items as well as development assistance contributions from bilateral and multilateral donors. The information obtained from the donors through the Excel spreadsheet is compared to OECD/DAC and World Bank data. When there are significant discrepancies between the data obtained at the country level and that obtained from other sources, the MoF consults with donor representatives in Lusaka to verify the information and correct the discrepancies.

The spreadsheet data on aid flows is not shared with the public. However, MoF representatives pointed out that the ministry includes this information in the DCR that is part of the "Blue Book." The Blue Book is an annual official report on government expenditures and includes data on development cooperation funds. The Ministry of Finance and Planning validates the data included in the Blue Book. The data validation effort includes a site visit evaluation of the implementation status of very visible and high value programs and projects in priority areas throughout the country. As such, this validation process does not include all externally funded activities.

Despite significant pressure from the parliament to publish expenditure information on time, neither the DCR, nor the Blue Book was published in recent years. The MoF is currently in the process of verifying data for FY2011, FY2012, and FY2013. The last report published dates back to 2010. According to the MoF, the 2010 data is available on the ministry's web portal. However, this could not be confirmed by the assessment team.

Off Budget Data: Additional information from donors is collected directly by line ministries (e.g. Ministry of Health, Ministry of Agriculture, etc.). Subsequently, the line ministries do not routinely share with the MoF all data they receive from the donors. This means that the MoF does not have access to information on all aid flows. For some sectors, there are regular sector advisory groups where donors, government representatives, and relevant NGOs meet. These meetings facilitate the exchange of information on individual projects. The shared information relates primarily to the results of specific projects and discussions on ways to address problems in project implementation. These meetings are part of the Mutual Accountability Framework agreed between the Government of Zambia and the donors. However, these sector meetings and other meetings agreed in the Mutual Accountability Framework are not used to collect or share comprehensive data on aid-funded projects.

In addition to formal mechanisms of information exchange and dialogue, many donors use informal channels to exchange information with line ministries. These exchanges contribute to the

[19] The official budget is produced annually by the Ministry of Finance and is available in a large, hard copy yellow book, for roughly $50 USD. It is sometimes available as a digital PDF but several interviewees reported that finding copies is challenging.

management of individual projects at the sector level, but not to the overall aid management by the Zambian government.

Data Access by Other Zambian Stakeholders

Media: One important source of aid information for CSOs and private companies is the media. However, most journalists are not very familiar with researching information about aid flows. They obtain information about development cooperation primarily through donor press releases and events. They do not use online resources to retrieve additional data and compare it with other information sources. Generally, investigative journalism is not very developed in Zambia. This is due to a lack of training and a lack of financial resources for in-depth investigations. In fact, one TV reporter told the Team that there is limited computer access because 12 reporters share five working computers.

Official Government Data: Another important source of information on development cooperation for CSOs and the media is the government budget prepared by the Ministry of Finance. It seems most CSOs use the hard copy of the annual national budget, the Yellow Book, to access information about planned government spending, including donor-financed projects. A few of the interviewees also use the MoF's website to obtain data. However, the Yellow Book "co-mingles" revenue sources when reporting the budget numbers. This makes it very challenging to link particular line items in the budget to specific revenue sources. Also, as mentioned above, the Yellow Book does not include donor assistance that is given directly to line ministries or that is "off budget" – i.e., directed to local or international organizations.

It is also important to point out that while the Yellow Book outlines planned budget outlays, it does not record actual government expenditures. Government reports on expenditures have not been published in recent years. As a result, organizations and individuals have to rely on media reports, information published on ministry websites or formal requests for information from the Government in order to compare actual expenditure with what had been budgeted. In cases where no official information is available, the CSO representatives we interviewed said CSOs use private contacts in government ministries and donor agencies to obtain relevant information.

The Ministry of Finance and Planning Yellow Book rests on the table during an interview conducted by Pilot Assessment Team Leader Claudia Schwegmann.

For more complete statistical analyses, academics cited a preference for outside sources such as OECD/DAC that may provide more reliable information. The GOZ does not accept this approach; when data from outside sources

differ from official government figures, the research results are not considered credible unless the researchers use official internal data to support the results.

Donor Communication Strategies

Some donor representatives in Zambia noted that the general public is not very interested in data on development cooperation. For some donors, the primary audience for communications on their activities is the taxpayers back home. Apart from their websites and press releases, donors use a number of ad hoc channels to exchange information, such as regular consultations with government counterparts and civil society representatives as well as announcements on new projects. Many CSO and private sector representatives noted that they maintained close relationships with individuals in donor country offices and regarded these individuals as key information sources.

DATA NEEDS

Data Needs for Multiple Purposes

Contrary to donor perceptions, all stakeholders interviewed in Zambia expressed a strong interest in information on foreign assistance, such as:

- Detailed information, including data on project strategies and objectives that would allow citizens to hold the government or implementing agencies accountable.
- Sub-national geographic information for government officials, parliamentarians, and CSO representatives to allow them to communicate with potential beneficiaries on planned projects in their locations.
- Information about planned activities for CSOs to enable them to voice their concerns and discuss their priorities with decision makers.

Table 2: Aid data usage by stakeholder type

Purpose	MoF	Line Ministries	Ministers of Parliament	Media	Academia	CSOs (advocacy)	CSOs (service)	Private sector
Planning	√	√					√	√
Public accountability			√	√	√	√		√
Civil society participation				√		√	√	
Anti-corruption		√	√	√		√		√
Business and funding opportunities					√	√	√	√

Planning: The MoF and the Agriculture Ministry stressed the need for data on aid flows for their own planning purposes. The data collected through the manual process described above is used to develop the government's annual budget. The budget includes planned projects and programs as well as funding sources. The figures on donors' commitments to specific projects or to the general budget are thus part of the national budget process. The Agriculture Ministry indicated that it had encountered difficulties in gathering information on their off-budget resources.

The private sector is interested in the data for planning purposes, especially those related to the priorities of the GOZ or donors investing in major economic sectors, such as agriculture or mining.

Public Accountability: Almost all Zambian stakeholders stressed the important role of information on aid flows in increasing public accountability. Media representatives highlighted the fact that their audiences are interested in learning about the development activities planned for their communities. According to the media organizations interviewed, citizens in Zambia want to know why a development activity is planned in a certain area and what its objectives are. Particularly, if a project is stalling, citizens want to know why, who is implementing the activity, who is accountable, and what is being done to address the situation. Similarly, one university professor interviewed stated that academics are interested in comparing funding sources in order to provide analysis on whose interests are being served.

CSOs strongly echoed this interest. Many interviewees stressed that citizens are interested in foreign assistance, especially if it affects their own locality. Several CSOs help intended project beneficiaries in their efforts to hold the government accountable. This work would be greatly facilitated if sub-national geographic data were reported. The JCTR provided an example where a World Bank financed water project stalled for several years after Zambia had received the loan. In this case, the JCTR provided relevant information to the intended beneficiaries of the loan and mobilized citizen action to ensure implementation of the project. Apart from sub-national geographic data, CSOs expressed interest in reviewing data on planned activities, spending, sector details and results in order to ensure government accountability. Spending data are used to verify if funds were spent as planned and results data are used to establish whether the intended impacts were achieved. Detailed information on each sector is necessary to determine the amount of money being spent in each sector on issues such as gender equality.

The relative importance of foreign assistance is diminishing in Zambia. However, CSOs felt that aid information is still crucial because aid flows are being invested in areas highly relevant to Zambian citizens, including health and education. Another reason for the relevance of aid information in the context of public accountability is conditionality. Since the introduction of structural adjustment programs, CSOs are keenly aware of the potential impact of conditionality on the lives of ordinary Zambians. For that reason, there is growing interest in obtaining information on whether donor commitments are attached to specific conditions and, if so, what these conditions are. One interviewee highlighted that aid conditionalities may or may not be in the interest of CSOs. However, these conditions should be made public.

The parliamentarians who were interviewed also highlighted their constituents' interest in learning about the development activities that are planned in their jurisdictions and being updated on project/program progress and results. The private sector interviewees expressed interest in

promoting government accountability and reducing corruption to create a relatively transparent and cost-effective business environment, thereby reducing operational risks for overseas investors.

Civil Society Participation: CSOs and the media are interested in aid information in order to monitor development activities for public accountability. One parliamentarian stressed that plans for development activities are not always in line with citizens' priorities. Therefore, it is important to be aware of citizens' priorities and concerns while keeping them apprised of government plans. This is also of interest to private sector entities who want to weigh in on decisions that would impact their business interests. These business interests could be impacted by, among others, subsidies on energy or agriculture and terms of mining contracts.

Anti-corruption: Several stakeholders in Zambia are interested in information about aid flows in the context of anti-corruption. The governmental Anti-Corruption Commission (ACC) does not have an office that focuses on aid, but the ACC investigates corruption allegations in aid-funded activities. To investigate corruption cases and reduce the risk of corruption, the ACC needs basic project information like the name of a project, its location, planned activities and goals. The ACC needs information on how the money was actually spent and on the procurement and bidding process (including information on the number of bidders). The ACC also expressed interest in having access to information that helps link financial information to project results.

The audit and assurance firm PricewaterhouseCoopers (PwC) identified the need for information on aid flows but highlighted the lack of follow up in several cases of alleged corruption. Corrupt practices may be identified through increased transparency, but increased transparency alone will not improve the use of funds if corruption remains unpunished. For example, several interviewees mentioned the 2008 Ministry of Health corruption scandal[20] where the general public learned about the corruption but those responsible for the corruption seem to have gone unpunished. The discovery of corruption made headline news but nothing was reported on the outcome of any investigations. Several interviewees expressed their opinion that corruption won't be stopped unless there are severe consequences for those committing the crimes.

Business and Funding Opportunities: Several stakeholders were interested in information on aid projects and programs as a means to identify potential business or funding opportunities. The Zambian Development Agency, a government entity responsible for promoting trade and export, expressed a strong interest in learning more about the funding priorities of donor agencies as well as possibilities for cooperation. The American Chamber of Commerce in Zambia regularly requests this information from the U.S. Embassy. Similarly, CSOs seek information on opportunities for grants and on contract awards as well as to learn the procedures on responding to requests for proposals. They are also interested in scholarships and fellowship opportunities for students and academics.

[20] Source: http://www.irinnews.org/report/84578/zambia-health-funding-frozen-after-corruption-alleged and http://www.bbc.co.uk/news/10331717

The representative of the Zambia National Commercial Bank (ZANACO) confirmed the Bank's interest in collecting aid data for small and medium sized firms so that these firms can avail themselves of procurement opportunities. As such, ZANACO was interested in detailed sector and location specific information to make it easier for small businesses outside Lusaka to learn about local projects of potential interest to the firms.

Members of academia cited the importance of tracking the flow of funds as a way to identify where research opportunities might exist. According to one researcher who was interviewed, in Zambia, academics are closely following the results of a shift from poverty reduction strategies to strategies on aid for business, trade, and economic development.

Key Data Requested by Zambian Stakeholders

All interviewees requested a common set of information on foreign assistance. This was especially true among stakeholders focused on government accountability and civil society participation. Interestingly, most of this information is currently available on the ForeignAssistance.gov website and the IATI registry. Although additional information may be required for other purposes, the list below indicates the key data needed to meet the needs listed above.

- **Project Name**
- **Project Description**: Including projects tasks and intended outcomes.
- **Implementing Agency or Organization Name:** Who receives the money? The Government, Line Ministry, International NGO, etc. Who are the local subcontractors/partners? This is also important for local firms.
- **Start and End Dates**
- **Project Strategies & Objectives:** What the goals of the project are and how the project aims to meet its goals.
- **Sector**
- **Intended Deliverables:** Most stakeholders wanted concrete numbers so that they could compare intentions with actual deliverables (e.g. # of schools to be built). One example given was building boreholes – media audiences want to know how many, where they will be located, and when they will be delivered.
- **Results:** Actual outcomes of the project. Concrete measurements were expected, such as number of schools built, boreholes dug, etc.
- **Sub-National Geographic Information:** Repeatedly, stakeholders stressed the need for data at a local level –district at a minimum, but ideally community level.
- **Conditionality:** Due to Zambia's history with structural adjustments as well as the extractive industry, some CSOs wanted to know details of conditions placed on the foreign assistance funds.

- **Actual Disbursements:** Several CSOs and line ministries mentioned that for management purposes, it is important for them to know when the money was paid to an implementing partner and when the next disbursement will be made. Several mentioned the negative impact on project planning of cash flow due to funding delays.
- **Commitments**
- **Procurement Information:** Requested as a means to identify possible business or funding opportunities.

Comparison of Data Needs and Data Availability

The DCR of Zambia's MoF does not respond to these data needs, since the report only illustrates broad trends in development cooperation rather than project level information. With the exception of procurement information, all information needs are covered by the IATI standard and are reportable to the ForeignAssistance.gov website. However, most individual USG agencies are not currently providing all the data that the IATI standard requires and the quality of some data reported needs to be improved. It is important to note that the ForeignAssistance.gov website can hold and display all of the fields in the IATI standard; currently, the site can only display the information provided by the individual USG agencies. Consequently, the data that USG agencies have made available through ForeignAssistance.gov does not yet meet all of the information needs expressed by Zambian stakeholders.

Important information gaps include sub-national geographic data and documents about activities, strategies, results, and conditions. Additionally, providing details such as project title and description would help to improve overall data quality.

Accessibility of Information

Internet: Interviewed government representatives and most CSOs, private companies, and researchers have sufficient internet access and connectivity to access the ForeignAssistance.gov website or other similar tools. However, most stakeholders admitted to being inexperienced in using web-based databases and stated that the databases need to be well structured, free of jargon and simple to navigate. All intermediaries consulted (including community radio stations) claimed to have adequate internet connectivity and staff members who are sufficiently experienced in the use of computers to be able to receive and use email updates while also following social media posts on foreign assistance.

Pictured here is a DJ at QFM 89.1, the second independent radio station established in Zambia and broadcasting from Lusaka. There are now about 20 in the country. The assessment team interviewed the news editor and station manager.

Cell Phone Usage: Access to basic cell phones is widespread, but phone minutes, text messaging, and

data connections are expensive for the average citizen. Many lower income citizens do not own phones and borrow phones from others. Many use cell phones to listen to the radio, send and receive text messages, and use voice services.[21] Smartphones are less common and much more expensive than a "feature phone," and therefore phones capable of accessing the ForeignAssistance.gov website are not widespread. Prices of mobile service plans continue to fall and the website Internet.org aims to increase data access by providing free access to Facebook and other social media sites bundled with SIM card accounts.[22] However, these programs primarily benefit the educated and urban populations who already have smartphones. In addition, 4G LTE connectivity (the fastest mobile based data type) has only been introduced in Zambia during 2014. Nationwide coverage is not yet available.[23] Given this, it is unlikely that, within the next five years people in Zambia will proactively access information from the ForeignAssistance.gov website via cell phones.

Newspapers and Radio: Currently, newspapers and radio stations are important sources of aid information for ordinary Zambians. Communication targeted at media representatives can be a useful way to widely share information on development cooperation. In particular, radio stations are a promising channel of communication, reaching illiterate people and broadcasting in local languages to reach many households as well as underserved segments of the populations including women, youth, and the elderly. In this context, it is key to ensure that the data is relevant to local contexts, downloadable in PDF format by region, and available to local centers of activity, including local schools and community centers.

CSO Networks: National knowledge networks of CSOs are important channels of information dissemination. Several CSOs stated that their nationwide networks allow them to disseminate information on a wide scale. CSO networks could be particularly useful in providing intended beneficiaries with news on the status of planned projects.

Constituencies: Parliamentarians have their own channels of communication with their constituencies, including public meetings at schools or health clinics. Targeting parliamentarians with information relevant for their own constituency can help disseminate information and engage with citizens about development priorities.

Project Level Communication: At the donor round-table organized as part of this pilot study, all donors confirmed having some kind of communication between project management and local partners (e.g. local councilors, local government representatives) and intended beneficiaries. Until now, this communication was not used explicitly to share detailed information about a project, including individual disbursements or results data. In the future, this communication channel could be useful for sharing information on development cooperation.

---

[21] Source: http://audiencescapes.org/sites/default/files/AudienceScapes_Mobile%20Communications%20in%20Zambia_Report%20Summary.pdf

[22] Source: http://venturebeat.com/2014/07/31/facebook-launches-mobile-app-in-zambia-with-free-internet-access/

[23] Source: http://www.mtnzambia.com/mtn-news/151-mtn-zambia-successfully-launches-4g.html

Access by Zambian Citizens

The sharing of information has its limitations. For example, it is unrealistic to expect ordinary Zambians to seek and use internet based information on foreign assistance for the following reasons:

- Most Zambians are unaware that this information exists;
- They use mobile data to access the internet and these sites are not optimized for mobile usage, both in terms of user interface and bandwidth;
- Mobile data is still very expensive (US$35 for 2GB of data);[24]
- There is a lack of experience and familiarity with using the internet to perform research and data based analysis; and
- The information available is not context appropriate.

However, newspapers and especially the radio can be used to disseminate relevant information in an easily understandable and context-driven manner. In rural areas, community radios play an important role in providing information in local languages and in a manner adapted to the interest of their listeners. These knowledge networks are powerful ways of communicating with a wide range of audiences.

Capacity to Find and Use the Data

Data Research Capacity: According to some of the interviewed CSO representatives, the process of searching for data can be very cumbersome and expensive. For some advocacy projects implemented by CSOs, the information on aid flows comes too late or is not contextualized enough to be well understood or allow for a comprehensive analysis. Generally, journalists, CSOs and parliamentarians don't use online databases or other sources to obtain information on aid flows on a regular basis, perhaps with the exception of visiting the MoF's website. Even CSOs who work specifically on aid effectiveness were not very familiar with IATI and did not use any online resource to access data such as the IATI registry or the ForeignAssistance.gov website. One academic interviewed uses the OECD's Creditor Reporting System as a data source. Parliamentarians also use the option of parliamentary inquiries to obtain information about aid flows on behalf of their constituency.

Generally, few of the stakeholders interviewed reported visiting donor websites to access data on project activities. They felt that the data would not be available, would be out of date, could not be trusted, or that their employees did not have the technical skills to use the internet to access data. The assumptions about the quality of Ministry websites were confirmed with reports that the Ministry of Education's website was unavailable due to a lapse in domain registration; other examples were Ministry websites with content older than three years. The team faced a challenge in accessing the MoF website during the preparation of this report; for a period of time, the site was "down"– attempts to access its URL returned a "server not found" error.

[24] Source: https://gist.github.com/smaboshe/2880253

Feedback on the ForeignAssistance.gov Website

To a great extent, CSOs, private companies, and media entities were not aware of the range of online tools available to access information on aid flows. Most interviewed partners had never heard of the IATI registry. Some of those who visited the ForeignAssistance.gov website found it overwhelming, difficult to use and cumbersome to navigate. The website content was found to be generally useful; however, at times the website did not meet all the information needs identified by the interviewees, while at other times the information provided was too detailed. The team was made aware of slow network connectivity and experienced the problem first hand, especially on the data transaction page. When the team demonstrated the types of data available on the site using a previously downloaded Excel spreadsheet of Zambian transaction data, there was universal interest in the content. Interviewees expressed interest in sharing data from the ForeignAssistance.gov website in simpler and more contextualized formats such as canned PDF reports and graphics (charts, graphs, and maps) tailored to serve specific needs.

At the conclusion of the interviews, all interviewees received an Excel spreadsheet with USAID's data from the ForeignAssistance.gov website and a survey on the site's user friendliness. This allowed interviewees immediate access to detailed USG data on foreign aid.

Next Steps

The findings presented here, in combination with the findings from the other two country study assessments, will provide empirical support to the overall recommendations on means to advance USG aid transparency efforts. The Aid Transparency Country Pilot Study report will include an introduction, a detailed description of the methodology, the three country reports for Zambia, Ghana and Bangladesh as well as detailed recommendations on how to further enhance USG's aid transparency efforts. The report will be widely disseminated.

APPENDIX I: INFORMATION SOURCES

MISSION ITINERARY

1. June 9, 2014: Preparation of pilot study with USAID PPL representative and USAID mission Zambia
2. June12, 2014: Official start of the mission with briefing of the team at the US embassy, start of interviews
3. June 13, 2014: Interviews with different stakeholders in Lusaka
4. June 14, 2014: Round-table discussion with donor representatives, interviews with stakeholders in Lusaka
5. June 15, 2014: Interviews with stakeholders in Lusaka
6. June 16, 2014: Round-table discussion with donor representatives, CSOs, media, private companies and government representatives, debriefing at US embassy

STAKEHOLDERS INTERVIEWED:

1. Anti-Corruption Commission (ACC), Deputy Director General
2. African Parliamentarians Network against Corruption (APNAC), Zambia, Chairperson; Secretariat, and Project Officer
3. Ministry of Finance and Planning, Economic Management Department, Chief Economist for Multilateral Donors, Chief Economist for Bilateral Donors, and Chief Economist for Donor Coordination Unit
4. Women for Change, Program Manager, and M&E Manager
5. Caritas Zambia, Program Specialist, and Program Officer
6. American Chamber of Commerce, Executive Director, SME Development Specialist, and Program Manager
7. PricewaterhouseCoopers, Partner
8. Economics Association of Zambia, Executive Director, and Senior Program Officer
9. QFM radio station (privately owned), News Editor, and Station Manager
10. Zambia National Broadcasting Corporation (state run), Controller and Corporate Affairs Manager, News and Current Affairs Manager, TV
11. Non-Governmental Organisations' Coordinating Council (NGOCC), Director, Capacity Building and Networking Coordinator, Advocacy Officer, and GIZ M&E Advisor
12. Media Institute of Southern Africa (MISA), Director
13. Civil Society for Poverty Reduction, Research and Policy Analyst

14. Zambia Development Agency, Market Development Specialist, and Corporate Planning Specialist
15. Jesuit Center for Theological Reflection, Program Manager, and Program Officer
16. Times of Zambia - Newspaper (state-run), Managing Director and Editor-in-Chief
17. Office of the Auditor General, Director for Planning and Information, and Deputy Auditor General for the Corporate Services Division
18. USG Agencies: (i) U.S. Embassy, Public Affairs & Political Economic Officer; (ii) U.S. Department of State, Deputy Resident Country Directory/Deputy Agency Head; (iii) Millennium Challenge Corporation (MCC), Deputy Country Coordinator; (iv) PEPFAR Zambia; (v) Peace Corps, Country Representative & Public Health Advisor; (vi) Center for Disease Control (CDC), Project Development Officer; and (vii) USAID/Zambia
19. Transparency International, Zambia, Board Chairman and University Professor, and Vice Chair
20. Zambia Council for Social Development, Executive Secretary
21. Zambia National Commercial Bank Head Office (ZANACO), Head of Small and Medium Enterprise Banking
22. The Public Accounts Committee, Chairperson
23. Ministry of Agriculture, Policy and Planning Department: Deputy Director for Program Planning, Monitoring and Evaluation), Chief Agricultural Economist and CAADP Coordinator
24. Daily Nation Newspaper, Executive Director Radio Station, and Director
25. Premier Consult, Managing Consultant and CEO

DONOR ROUND-TABLE PARTICIPANTS:

1. DfID, Effectiveness Results and Partnership Adviser
2. IrishAid, Public Financial Management Adviser
3. German Embassy, Head of Development Cooperation
4. EuropeAID, Representative
5. USAID/Zambia, Program Office Staff

APPENDIX 2: ZAMBIA DESK STUDY

GENERAL BACKGROUND INFORMATION

(Source: CIA Factbook, unless otherwise noted)

Population: 14.1 M

Surface: 753,000 km^2

Net GDP per capita: US$1469.1

Net ODA per capita: US$76.7

Net ODA received: 4.9 (% of GNI) (Source: The World Bank)

Net official development aid received: US$957.7 million (Source: 2012 OECD/DAC)

Remittances received 2012 (US$): 72,864,000 (Source: The World Bank)

Life expectancy in 2012: 49 years

Languages: English, Bemba, Lozi, Nyanja, Tonga

Head of State: Edgar Lungu (since 2015), Party: Patriotic Front

Administrative divisions: 10 provinces; Central, Copperbelt, Eastern, Luapula, Lusaka, Muchinga, Northern, North-Western, Southern, Western

Religions: Protestant 75.3%, Roman Catholic 20.2%, other 2.7% (includes Muslim Buddhist, Hindu, and Baha'i), none 1.8% (2010 est.)

Age distribution: (2014 est.)

0-14 years: 46.2% (male: 3,393,388/female: 3,362,850);

15-24 years: 20% (male: 1,465,009/female: 1,467,555);

25-54 years: 28.5% (male: 2,105,768/female: 2,072,314);

55-64 years: 2.4% (male: 199,098/female: 222,214);

65 years and over: 2.4% (male: 151,471/female: 198,838).

Literacy: (2007 est.) Definition - age 15 and over who can read and write English;

Total population: 61.4%;

Male: 71.9%;

Female: 51.8%.

Percentage of Rural population: 60% (Source: The World Bank)

Unemployment, youth ages 15-24: total: 23.4% (2005);

Country rank in the world: 46 out of 134

GDP growth 2005-2013: 6%

GDP - composition, by end use: (2013 est.)

Household consumption: 60%;

Government consumption: 26.5%;

Investment in fixed capital: 19.1%;

Investment in inventories: 1%;

Exports of goods and services: 36.2%;

Imports of goods and services: -42.9%.

GDP - composition, by sector of origin: (2013 est.)

Agriculture: 19.8%;

Industry: 33.8%;

Services: 46.5%.

Agriculture-products: corn, sorghum, rice, peanuts, sunflower seed, vegetables, flowers, tobacco, cotton, sugarcane, cassava (tapioca), coffee; cattle, goats, pigs, poultry, milk, eggs, and hides.

Industries: copper mining and processing, emerald mining, construction, foodstuffs, beverages, chemicals, textiles, fertilizer, and horticulture.

Industrial production growth rate: 3.6% (2014 est.);

Country rank in the world: 80 out of 198

Taxes and other revenues: 20.4% of GDP (2014 est.);

Country rank in the world: 158 out of 214

Access to electricity: 22% of population (2012) (Source: The World Bank)

Fiscal year = calendar year

CIVIL SOCIETY PROFILE

Summary:

Of the countries profiled, Zambia has the highest recorded civic participation rate. However, participation has declined from its peak in the early 1990s, when there was a high level of support for multiparty democracy. Furthermore, high poverty levels leave little available time for voluntary activities and test the ability of the political system to meet pressing socio-economic needs. Civil society seeks to address key challenges such as corruption, poverty, and poor governance. The major internal issues faced by the sector include unusually high dependence on donors, limited scope for policy dialogue with government, and the politicization of many organizations.

NGO Legislation: An NGO Act was passed in 2009, but is criticized for investing a government-dominated NGO Registration Board with too many powers and for placing stringent requirements on NGOs. These requirements include the obligation to report on the NGOs' funding levels and sources, activities and the assets of their personnel. These requirements could deter smaller organizations from registering as NGOs. The Act does not cover churches and other religious organizations, clubs, professional groups and trade unions. Instead, these are regulated by the colonial era Societies Act of 1958, also criticized for giving too much power to the state. For example, the Societies Act grants powers to the government to cancel the registration of any society and stipulates that government approval is mandatory for receipt of funds from foreign sources. The 1955 Public Order Act is also viewed as giving the police excessive authority to regulate public meetings. The NGO Act is not being actively implemented, as the government is currently in discussions with Zambian CSOs who seek to have the law revised and amended.

Freedom of Information: There is no freedom of information legislation.

Participation in governance dialogue: Partly as a result of these legal restrictions, there is little dialogue on governance issues. When CSOs are involved in such dialog, it is usually at the insistence of donors and the government is very ambivalent about CSO participation. The government is supportive of CSOs in playing a service delivery role, but there is hostility when CSOs advocate for good governance.

Traditional leadership: Traditional leadership continues to play an important role, particularly in rural Zambia.

Urban focus: CSOs are viewed as being overly concentrated in cities with half of all CSOs based in the capital Lusaka. This challenges the CSO's ability to tackle rural poverty.

Impact: CSOs have a strong social influence and some influence on national budgeting. They participate in sector advisory groups alongside the government and private sector even though their role here is stymied by a lack of information and lack of access to the high level decision-making consultations. The lack of regulations requiring the consistent involvement of CSOs in policy processes, is a weakness. Even where CSOs have been allowed into certain processes, such as those around the Poverty Reduction Strategy Papers, there challenges resulting from a lack of access to information.

Other challenges: Other challenges identified for policy advocacy are the lack of knowledge about policy processes, limited use of communications strategies, weak connections between CSOs and other actors, and government perceptions of CSOs as competitors for donor funding. As a result of this, only 54% of CSOs report taking part in advocacy for policy change and only around 20% report being successful in their attempts.

Source: Civicus, http://socs.civicus.org/CountryCivilSocietyProfiles/Zambia.pdf, Accessed 4.5.2013

ZAMBIA CORRUPTION PERCEPTION INDEX - TRANSPARENCY INTERNATIONAL

Score: 38 out of 100 possible points

Rank: 83 out of 177 (with Denmark, New Zealand and Finland ranking highest)

Source: Transparency International, http://cpi.transparency.org/cpi2013/, Accessed 3.5.2014

ICT STATS

Mobile phone penetration: 78% in 2012

Internet penetration - Internet subscription per 100 inhabitants: 0.71 in 2012

Source: Zambia Information and Communication Technology Authority (ZITCA)

http://www.zicta.zm/index.php?option=com_content&view=article&id=126&Itemid=56, Accessed 3.5.2014

Internet users per 100 people 2012: 13.5 (Source: The World Bank)

Secure internet per 1 million people 2012: 3 (Source: The World Bank)

IMPLEMENTATION OF UN CONVENTION AGAINST CORRUPTION (UNCAC)

Zambia has no legislation to guarantee freedom of or access to information. As such, the state was not legally bound to respond to the Team's requests for information. Requests for certain information made to the Anti-Corruption Commission (ACC) and the Director of Public Prosecutions Office yielded either negative responses or no response at all. The main obstacles to obtaining information were lack of data collected by the government and legal barriers to information collection. However, certain information is available only to government authorities, judiciary bodies and enforcement agencies. There was an apparent unwillingness on the part of government to allow access to available information. Additionally, some provisions of the State Security Act, Chapter 111 of the Laws of Zambia, run contrary to the spirit of access to information.

Source: UNCAC Civil Society Coalition, First year of review of UNCAC chapters III and IV by Transparency International (TI) Zambia.2010/2011, http://www.uncaccoalition.org/en/learn-more/resources/finish/13-2011-cosp-materials/200-zambia-executive-summary. Accessed 3.5.2014

Press reports on high-profile cases of corruption in development cooperation:

In 2009, Netherlands and Sweden suspended aid because of alleged embezzlement of aid funds in the Ministry of Health. About 55% of the health budget is covered by aid funds.

Source: http://www.irinnews.org/report/84578/zambia-health-funding-frozen-after-corruption-alleged. Accessed 3.5.2014

2010 Global Fund suspends aid to Zambia over alleged corruption in health ministry.

Source: www.bbc.co.uk/news/10331717. Accessed 3.5.2014

2010 Canada suspends aid to Zambia over alleged corruption in health ministry.

Source: http://journal.probeinternational.org/2010/11/15/zambia-corruption-scandal-links-back-to-canada/. Accessed 3.4.2014

HUMAN RIGHTS - HUMAN RIGHTS WATCH

In 2011, Human Rights Watch published a report on serious human rights violations in Chinese-owned copper mines in Zambia. Generally, it was found that labor rights, safety standards, and salary levels do not meet international and national standards in Chinese-owned copper mines in Zambia.

Source: Human Rights Watch, http://www.hrw.org/sites/default/files/reports/zambia1111ForWebUpload.pdf, Accessed 4.5.2014

IBRAHIM INDEX OF GOVERNANCE IN AFRICA (IIGA) 2012.

Overall Rank: 12/52

Safety and rule of law - Rank 10/52	Sustainable Economic Opportunity: 16/52
Rule of law: 8/52	Public Management 19/52
Accountability 17/52	Business Environment 16/52
Personal safety: 20/52	Infrastructure 17/52
National security 1/52	Rural Sector: 24/52
Participation and Human Rights: 15/52	Human Development 21/52
Participation 14/52	Welfare 27/52
Rights: 9/52	Education 20/52
Gender: 30/52	Health: 26/52

Source and details on the individual indicators check: http://www.moibrahimfoundation.org/interact/. Accessed: 4.5.2014

ZAMBIA'S CONTROVERSIAL NGO LAW:

Zambia's Government Should Halt Enforcement of NGO Law: On February 5, 2014, Freedom House urged the government of Zambia to postpone enforcement of its draconian NGO Act that required NGOs to register with the government before February 5, 2014. This Act is in apparent violation of the country's constitutionally guaranteed freedom of association. Freedom House called on the government to consult with civil

society to resolve issues surrounding the legality and enforcement of the law. The law required NGOs to register with the Ministry of Community Development, regardless of their legal standing and also created an NGO Board, whose membership is dominated by government appointees. The board has the authority to deny registration to organizations not complying with provisions of the law. In recent months, nearly 500 NGOs have declared their intention not to register under the law until the government addresses their concerns. Implementation of the NGO Act is part of a broader regressive trend in Zambia, where the government is increasing its harassment of civil society representatives, independent journalists and political opponents. The NGO Act was passed in 2009 by a Movement for Multi-party Democracy government. In its 2011 campaign ahead of the national elections, the then-opposition Patriotic Front (PF) promised not to implement the law until the issues raised by CSOs had been addressed. However, since assuming power, the PF-led government has moved forward with enforcement of the Act.

Source: http://freedomhouse.org/article/zambia-government-should-halt-enforcement-ngo-law#.U2YAwfl_vUg. Accessed 4.5.2014

COUNTRY POLICY AND INSTITUTIONAL ASSESSMENT (CPIA) 2012.

(Scale: 1=Low to 6=High)

CPIA economic management cluster average for Zambia: 3.7. The economic management cluster includes macroeconomic management, fiscal policy, and debt policy.

CPIA policies for social inclusion/equity cluster average for Zambia: 3,3. The policies for social inclusion and equity cluster include gender equality, equity of public resource use, building human resources, social protection and labor, and policies and institutions for environmental sustainability.

CPIA public sector management and institutions cluster average for Zambia: 3,2. The public sector management and institutions cluster includes property rights and rule-based governance, quality of budgetary and financial management, efficiency of revenue mobilization, quality of public administration, and transparency, accountability, and corruption in the public sector.

CPIA structural policies cluster average for Zambia: 3.7. The structural policies cluster includes trade, financial sector, and business regulatory environment.

Source: World Bank Data; Accessed 4.5.2014

APPENDIX 3: CY2012 U.S. ASSISTANCE TO ZAMBIA

ODA Net Disbursements, reported in $US thousands

DAC Sector Name	USAID	MCC	State	DoD	Treasury	HHS	Interior	Commerce	Peace Corps	ADF	Total
Education, Level Unspecified	.	10	.	.	.	.	.	.	.	.	10
Basic Education	10,328	.	.	.	.	.	.	.	1,544	.	11,872
Basic Health	37,039	.	.	.	.	.	.	.	41	.	37,080
Population Policies/Programmes and Reproductive Health	121,975	.	2,050	9,850	.	79,108	.	.	3,688	.	216,670
Water Supply and Sanitation	2,604	2,173	.	.	.	.	.	.	.	.	4,778
Government and Civil Society, General	2,690	44	.	.	693	.	.	.	.	.	3,427
Other Social Infrastructure and Services	308	1,518	.	.	.	.	.	.	1,310	.	3,136
Transport and Storage	.	361	.	.	.	.	.	.	.	.	361
Banking and Financial Services	104	.	.	.	33	.	.	.	.	.	138
Business and Other Services	4	.	.	.	.	.	.	.	.	.	4
Agriculture	10,763	.	.	.	.	.	.	.	.	548	11,310
Fishing	.	.	.	.	.	.	.	.	.	56	56
Industry	348	.	.	.	.	.	.	.	.	129	477
Trade Policy and Regulations	3,737	.	.	.	.	.	.	5	.	.	3,742
General Environmental Protection	3,082	177	27	.	.	.	566	.	1,708	.	5,561
Other Multi-sector	1,392	1,669	.	.	.	.	.	.	393	203	3,657
Emergency Response	2	.	22	.	.	.	.	.	.	.	24
Disaster Prevention and Preparedness	2,792	.	.	.	.	.	.	.	.	.	2,792
TOTAL	197,169	5,952	2,099	9,850	726	79,108	566	5	8,684	937	305,095

Note: Totals may not add up accurately due to rounding. Negative values result when amounts received by the USG are greater than gross disbursements from the USG.

Source: U.S. CRS++ Submission to the OECD/DAC via the USAID Foreign Assistance Database Prepared by USAID Economic Analysis and Data Services on February 11, 2014.

APPENDIX 4: PILOT STUDY OVERVIEW DOCUMENT

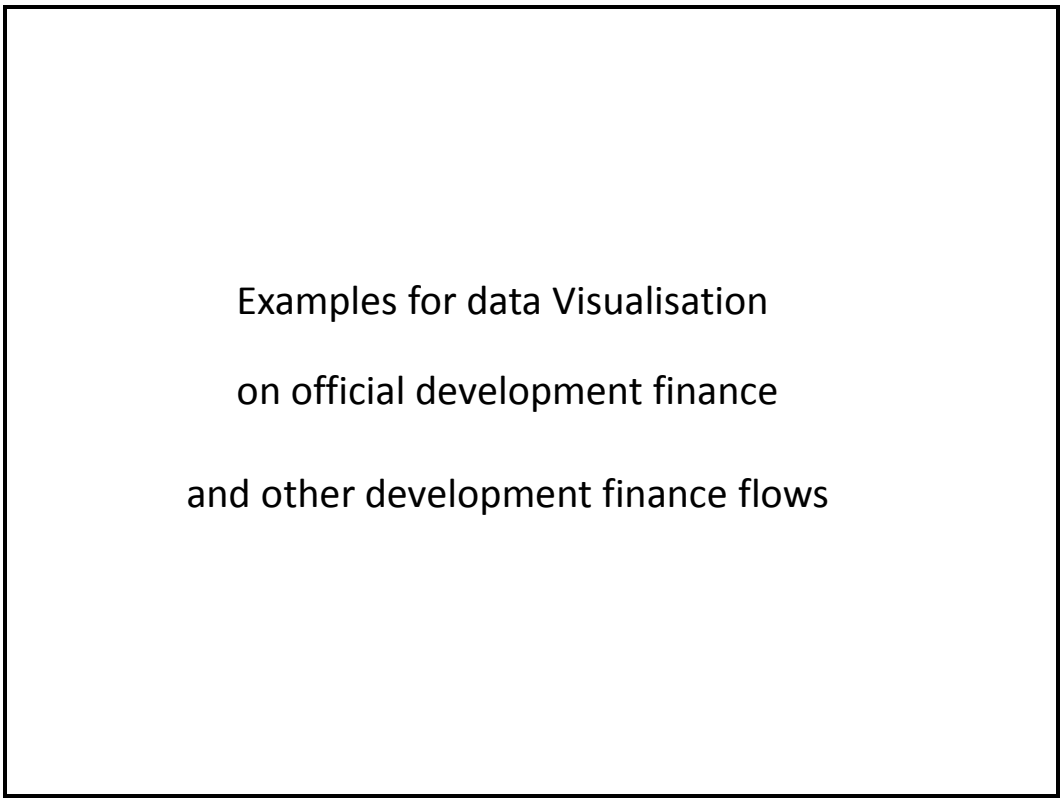

Sources:

1) IATI Registry: http://www.iatiregistry.org/

2) Foreign Assistance Dashboard:http://www.foreignassistance.gov/web/default.aspx

3) OpenAidData: www.openaiddata.org

4) D-Portal: www.d-portal.org

5) AKVO OpenAidSearch: http://www.openaidsearch.org/

6) Development Initiatives – Development Finance:

http://devinit.org/data-visualization/datavisualization-all-resources/

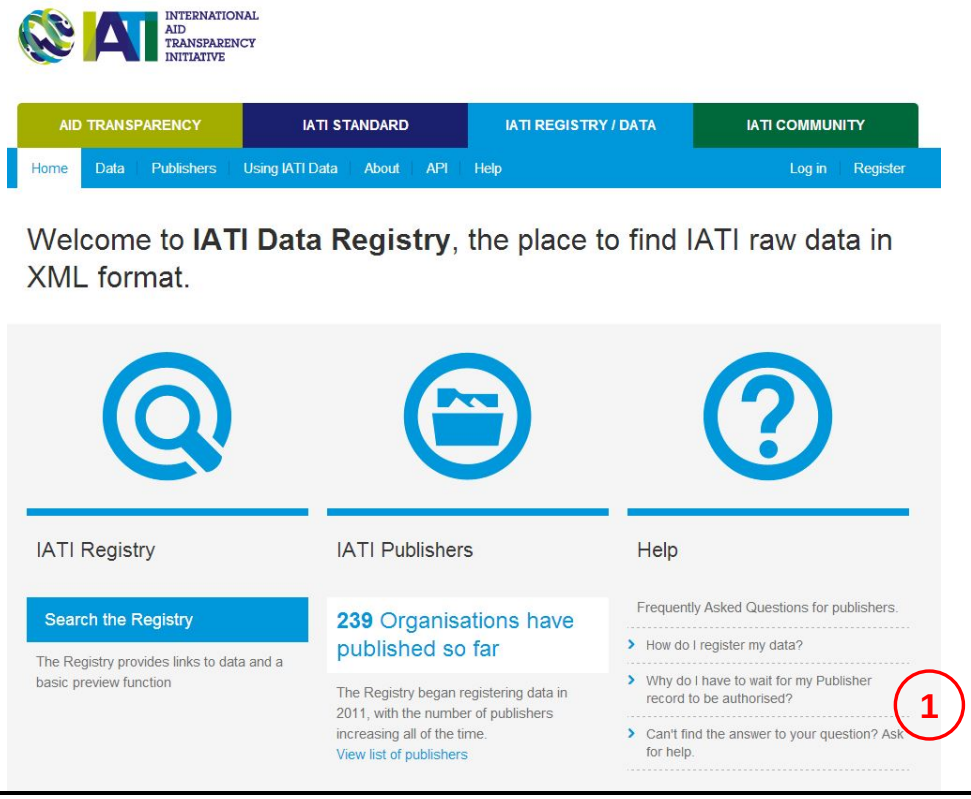

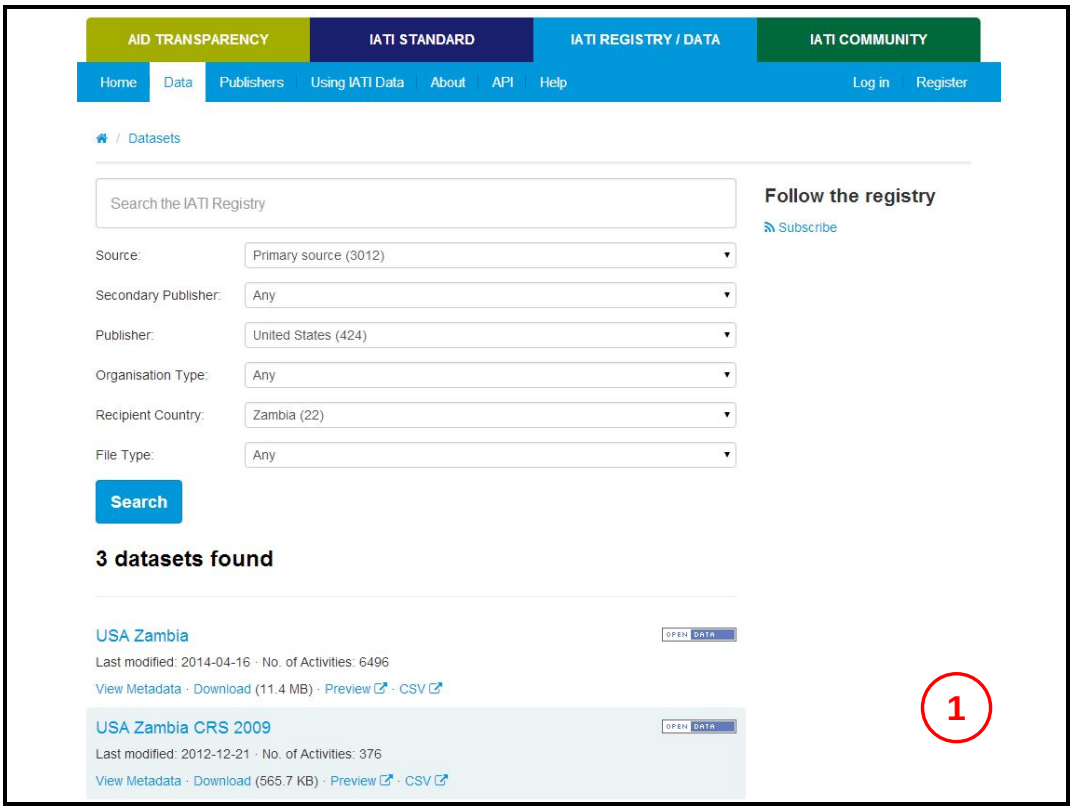
AID TRANSPARENCY
IATI STANDARD
IATI REGISTRY / DATA
IATI COMMUNITY
Home
Data
Publishers
Using IATI Data
About
API
Help
Log in
Register
Datasets
Search the IATI Registry
Follow the registry
Subscribe
Source:
Primary source (3012)
Secondary Publisher:
Any
Publisher:
United States (424)
Organisation Type:
Any
Recipient Country:
Zambia (22)
File Type:
Any
Search
3 datasets found
USA Zambia
Last modified: 2014-04-16 · No. of Activities: 6496
View Metadata · Download (11.4 MB) · Preview · CSV
USA Zambia CRS 2009
Last modified: 2012-12-21 · No. of Activities: 376
View Metadata · Download (565.7 KB) · Preview · CSV
1

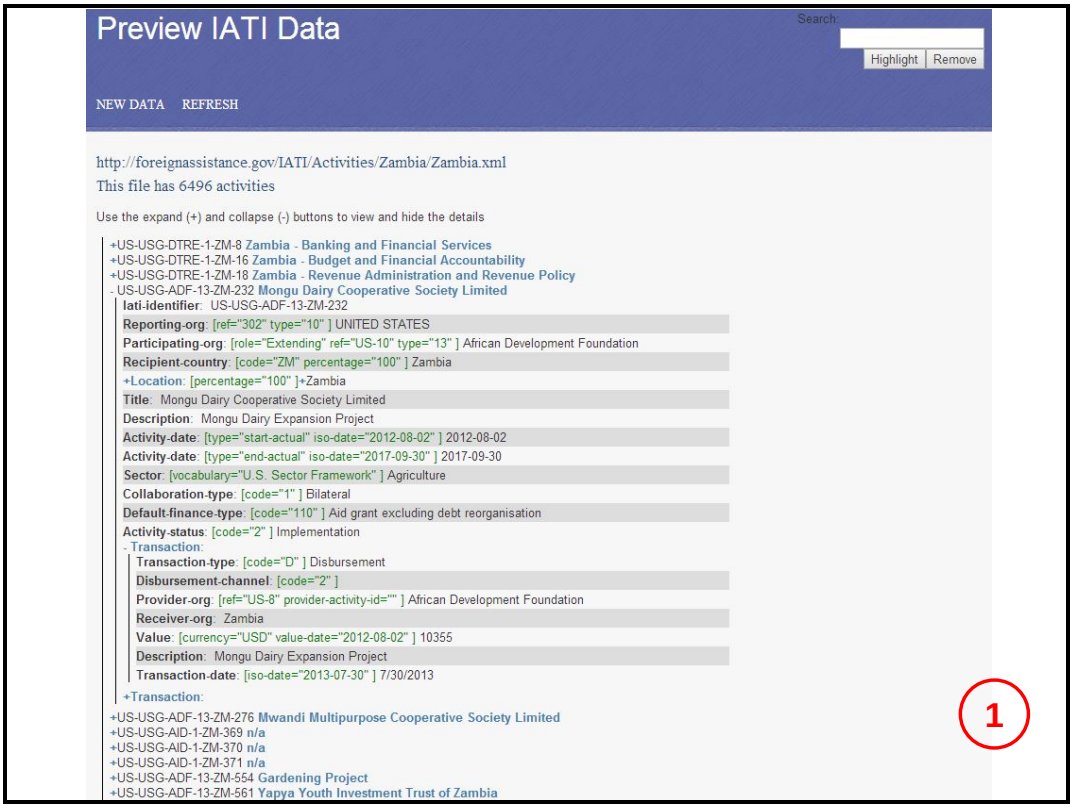
Preview IATI Data
Search:
Highlight
Remove
NEW DATA
REFRESH
http://foreignassistance.gov/IATI/Activities/Zambia/Zambia.xml
This file has 6496 activities
Use the expand (+) and collapse (-) buttons to view and hide the details
+US-USG-DTRE-1-ZM-8 Zambia - Banking and Financial Services
+US-USG-DTRE-1-ZM-16 Zambia - Budget and Financial Accountability
+US-USG-DTRE-1-ZM-18 Zambia - Revenue Administration and Revenue Policy
- US-USG-ADF-13-ZM-232 Mongu Dairy Cooperative Society Limited
iati-identifier: US-USG-ADF-13-ZM-232
Reporting-org: [ref="302" type="10"] UNITED STATES
Participating-org: [role="Extending" ref="US-10" type="13"] African Development Foundation
Recipient-country: [code="ZM" percentage="100"] Zambia
+Location: [percentage="100"]+Zambia
Title: Mongu Dairy Cooperative Society Limited
Description: Mongu Dairy Expansion Project
Activity-date: [type="start-actual" iso-date="2012-08-02"] 2012-08-02
Activity-date: [type="end-actual" iso-date="2017-09-30"] 2017-09-30
Sector: [vocabulary="U.S. Sector Framework"] Agriculture
Collaboration-type: [code="1"] Bilateral
Default-finance-type: [code="110"] Aid grant excluding debt reorganisation
Activity-status: [code="2"] Implementation
- Transaction:
Transaction-type: [code="D"] Disbursement
Disbursement-channel: [code="2"]
Provider-org: [ref="US-8" provider-activity-id=""] African Development Foundation
Receiver-org: Zambia
Value: [currency="USD" value-date="2012-08-02"] 10355
Description: Mongu Dairy Expansion Project
Transaction-date: [iso-date="2013-07-30"] 7/30/2013
+Transaction:
+US-USG-ADF-13-ZM-276 Mwandi Multipurpose Cooperative Society Limited
+US-USG-AID-1-ZM-369 n/a
+US-USG-AID-1-ZM-370 n/a
+US-USG-AID-1-ZM-371 n/a
+US-USG-ADF-13-ZM-554 Gardening Project
+US-USG-ADF-13-ZM-561 Yapya Youth Investment Trust of Zambia
1

FOREIGNASSISTANCE.GOV v1.1
search the data
WHAT'S COMING | WHERE IS THE MONEY GOING? | WHAT YOU SHOULD KNOW | FAQS | CONTACT US | IATI | DATA | API
Foreign Assistance By Country Office
CLICK TO VIEW MORE
Global Health
NEW
Explore extensive detailed foreign assistance transaction records
Transaction data includes up to 30 data fields, including location, purpose statement, and implementing agent.
Things you should know
Discover the top 10 things you should know about the data before you get started.
Join our mailing list to stay informed of changes on ForeignAssistance.gov.
PRIVACY POLICY | ACCESSIBILITY | PRINTER-FRIENDLY
2

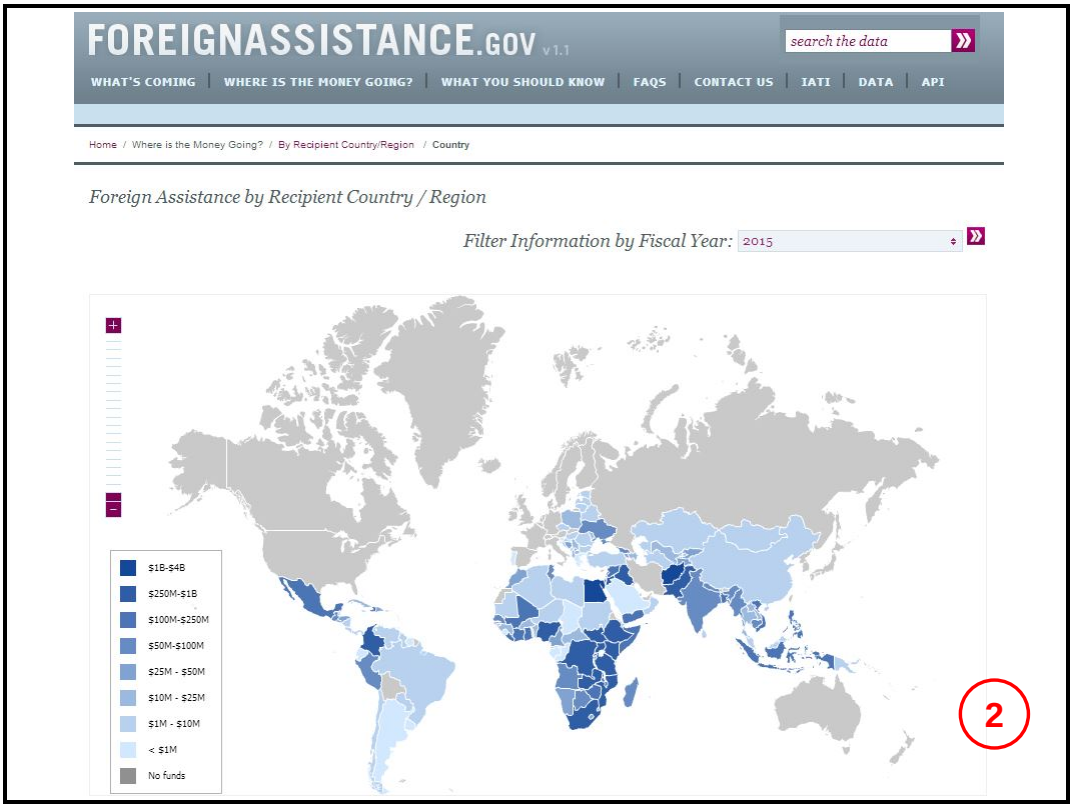
FOREIGNASSISTANCE.GOV v1.1
search the data
WHAT'S COMING | WHERE IS THE MONEY GOING? | WHAT YOU SHOULD KNOW | FAQS | CONTACT US | IATI | DATA | API
Home / Where is the Money Going? / By Recipient Country/Region / Country
Foreign Assistance by Recipient Country / Region
Filter Information by Fiscal Year: 2015
$1B-$4B
$250M-$1B
$100M-$250M
$50M-$100M
$25M - $50M
$10M - $25M
$1M - $10M
< $1M
No funds
2

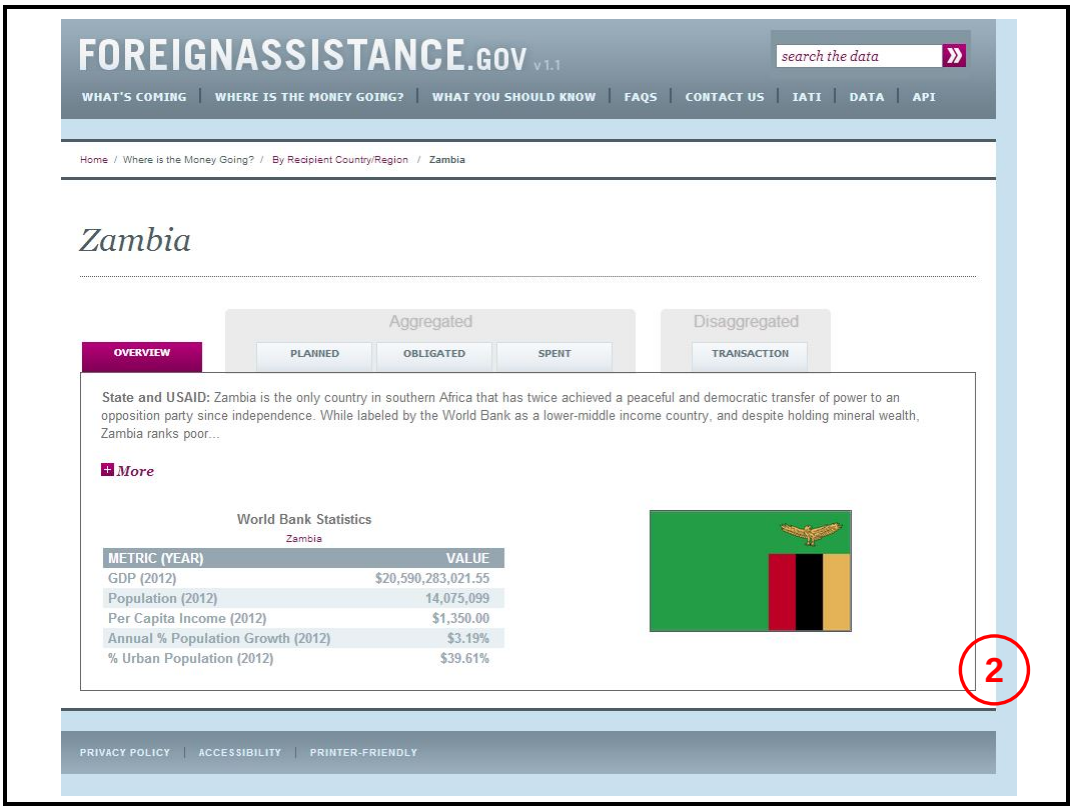
FOREIGNASSISTANCE.GOV v1.1
search the data
WHAT'S COMING | WHERE IS THE MONEY GOING? | WHAT YOU SHOULD KNOW | FAQS | CONTACT US | IATI | DATA | API
Home / Where is the Money Going? / By Recipient Country/Region / Zambia
Zambia
Aggregated
Disaggregated
OVERVIEW
PLANNED
OBLIGATED
SPENT
TRANSACTION
State and USAID: Zambia is the only country in southern Africa that has twice achieved a peaceful and democratic transfer of power to an opposition party since independence. While labeled by the World Bank as a lower-middle income country, and despite holding mineral wealth, Zambia ranks poor...
More
World Bank Statistics
Zambia
METRIC (YEAR) VALUE
GDP (2012) $20,590,283,021.55
Population (2012) 14,075,099
Per Capita Income (2012) $1,350.00
Annual % Population Growth (2012) $3.19%
% Urban Population (2012) $39.61%
2
PRIVACY POLICY | ACCESSIBILITY | PRINTER-FRIENDLY

FOREIGNASSISTANCE.GOV v1.1
search the data
WHAT'S COMING | WHERE IS THE MONEY GOING? | WHAT YOU SHOULD KNOW | FAQS | CONTACT US | IATI | DATA | API
Home / Where is the Money Going? / By Recipient Country/Region / Zambia
Zambia
Aggregated
Disaggregated
OVERVIEW
PLANNED
OBLIGATED
SPENT
TRANSACTION
Planned Stage
1 2 3 Planned Stage
The planned tab depicts an agency's base year appropriations, supplemental appropriations, and request data.
You Are Viewing: All Agencies 2015
Foreign Assistance Levels by Fiscal Year
Zambia - All Agencies
Click on a graph bar for more information about the funding.
$358.2M
$379.7M
$312.8M
$395.5M
$362.2M
$380.9M
2010
2011
2012
2013
2014
2015
Base Appropriation
Request
MCC and Treasury's Office of Technical Assistance (OTA) planning processes assign resources to individual countries and programs after the Appropriations process and do not appear at this stage of the data. For more information on MCC's Compacts, see MCC's Programs and Activities. For more information on OTA's programs and activities, see OTA's mission page.
2

Fiscal Year 2015

Filter Information by Fiscal Year: 2015

Category Appropriation Details, FY 2015

Zambia - All Agencies

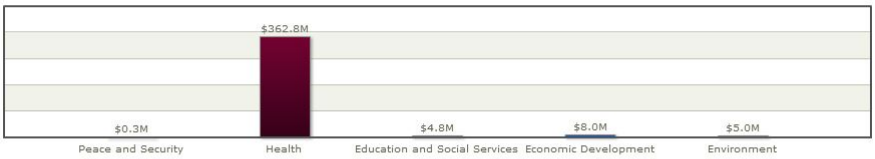

Peace & Security | Democracy, Human Rights, & Governance | Health | Education & Social Services | Economic Development | Environment | Humanitarian Assistance | Program Management | Multi-Sector

Peace and Security: To help nations effectively establish the conditions and capacity for achieving peace, security, and stability; and for responding effectively against arising threats to national or international security and stability.

Peace and Security Category by Fiscal Year

Zambia - All Agencies

2

Peace & Security | Democracy, Human Rights, & Governance | Health | Education & Social Services | Economic Development | Environment | Humanitarian Assistance | Program Management | Multi-Sector

Peace and Security: To help nations effectively establish the conditions and capacity for achieving peace, security, and stability; and for responding effectively against arising threats to national or international security and stability.

Peace and Security Category by Fiscal Year

Zambia - All Agencies

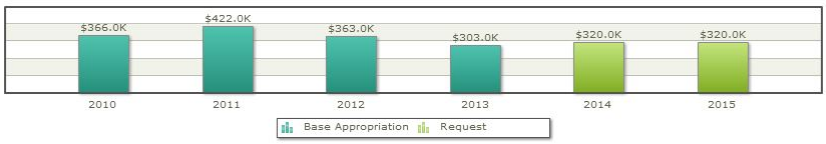

Peace and Security Sector Details, FY 2015

Zambia - All Agencies



2

DoS Website • USAID Website • MCC Website

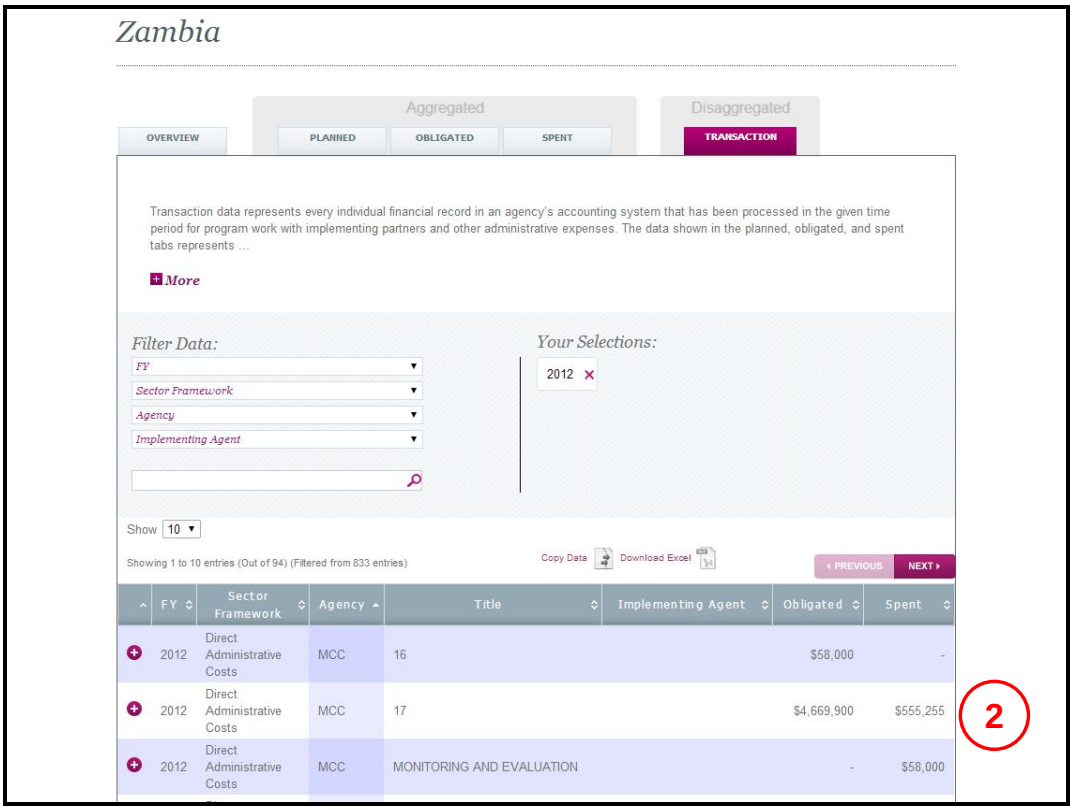
Zambia
Aggregated
Disaggregated
OVERVIEW
PLANNED
OBLIGATED
SPENT
TRANSACTION
Transaction data represents every individual financial record in an agency's accounting system that has been processed in the given time period for program work with implementing partners and other administrative expenses. The data shown in the planned, obligated, and spent tabs represents ...
More
Filter Data:
FY
Sector Framework
Agency
Implementing Agent
Your Selections:
2012
Show 10
Showing 1 to 10 entries (Out of 94) (Filtered from 833 entries)
Copy Data
Download Excel
PREVIOUS
NEXT
FY
Sector Framework
Agency
Title
Implementing Agent
Obligated
Spent
2012 Direct Administrative Costs MCC 16 $58,000 -
2012 Direct Administrative Costs MCC 17 $4,669,900 $555,255
2012 Direct Administrative Costs MCC MONITORING AND EVALUATION - $58,000
2

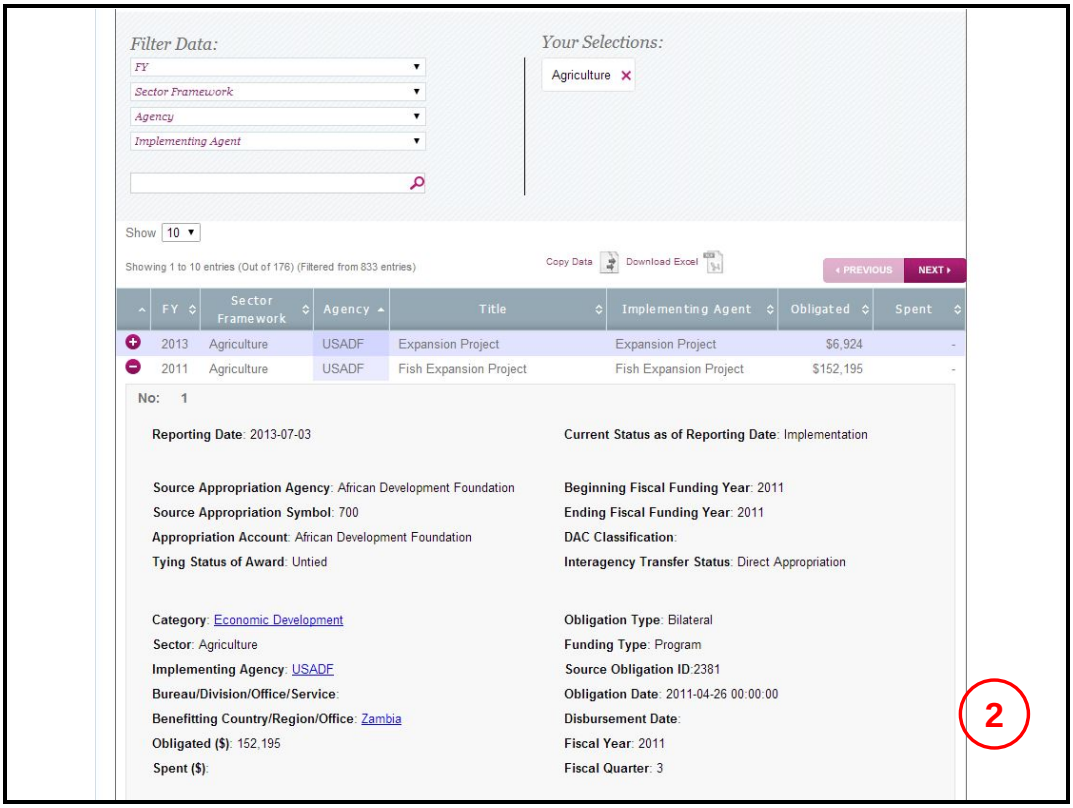
Filter Data:
FY
Sector Framework
Agency
Implementing Agent
Your Selections:
Agriculture
Show 10
Showing 1 to 10 entries (Out of 176) (Filtered from 833 entries)
Copy Data
Download Excel
PREVIOUS
NEXT
FY
Sector Framework
Agency
Title
Implementing Agent
Obligated
Spent
2013 Agriculture USADF Expansion Project Expansion Project $6,924 -
2011 Agriculture USADF Fish Expansion Project Fish Expansion Project $152,195 -
No: 1
Reporting Date: 2013-07-03
Current Status as of Reporting Date: Implementation
Source Appropriation Agency: African Development Foundation
Source Appropriation Symbol: 700
Appropriation Account: African Development Foundation
Tying Status of Award: Untied
Beginning Fiscal Funding Year: 2011
Ending Fiscal Funding Year: 2011
DAC Classification:
Interagency Transfer Status: Direct Appropriation
Category: Economic Development
Sector: Agriculture
Implementing Agency: USADF
Bureau/Division/Office/Service:
Benefitting Country/Region/Office: Zambia
Obligated ($): 152,195
Spent ($):
Obligation Type: Bilateral
Funding Type: Program
Source Obligation ID:2381
Obligation Date: 2011-04-26 00:00:00
Disbursement Date:
Fiscal Year: 2011
Fiscal Quarter: 3
2

Start | Recipient Countries | Sectors | Donors | Trends | Twitter | About | Feedback | Blog

Open Aid Data

Aid data from big to small. Past, present, and future.

All Sectors in Zambia - 2012

All Years

Source: OECD: CRS Database | Please check the disclaimer on data.

In Zambia there were 11,171 projects by the Official Development Assistance between 2000 and 2012 Of which 6,734,084,401 USD were spent and 15,700,618,660 USD were committed. In the recipients list from the ODA, in the last 12 years Zambia has been positioned in the 24 place of a total of 154.

3

Key Indicators since 2000

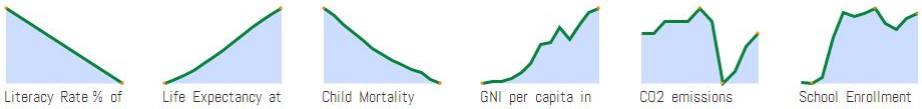

Literacy Rate % of people 15 and above | Life Expectancy at birth (years) | Child Mortality per 1,000 live births | GNI per capita in USD | CO2 emissions metric tons per capita | School Enrollment primary (% net)

Sector Spendings

Creditor Reporting System

Sectors	Amount	%	Projects
Population Pol./Progr. & Reproductive Health	181,246,672 USD	36.42%	100
Government & Civil Society-general	56,479,606 USD	11.35%	150
Basic Health	51,894,697 USD	10.43%	79
General Budget Support	49,896,150 USD	10.03%	3
Agriculture	31,057,757 USD	6.24%	93
Education, Level Unspecified	21,527,392 USD	4.33%	41

IATI Data

Sectors	Amount	Transactions
Basic health care	145,368,297 USD	67
HIV/AIDS	94,729,029 USD	218
Agricultural development	54,938,158 USD	22
Multisector aid	48,206,398 USD	11
Education policy and administrative management	44,164,452 USD	17
Malaria	31,085,331 USD	44
Electrical transmission/ distribution	24,604,938 USD	10

3

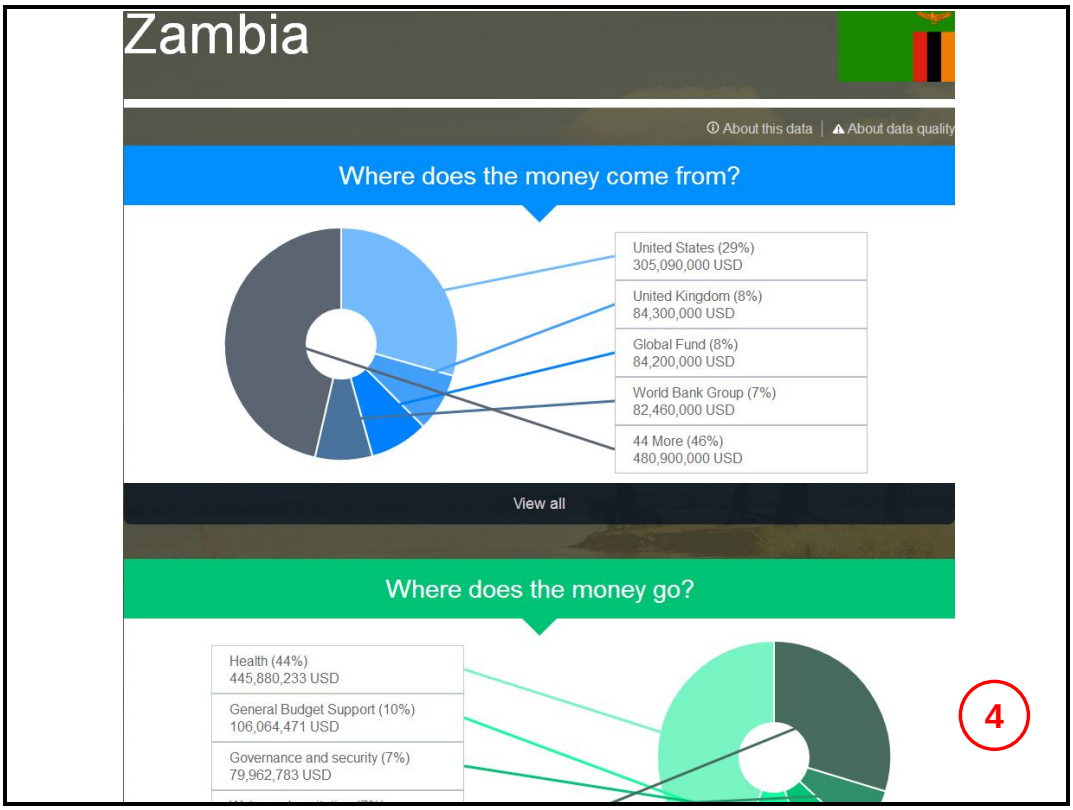
Zambia
About this data | About data quality
Where does the money come from?
United States (29%)
305,090,000 USD
United Kingdom (8%)
84,300,000 USD
Global Fund (8%)
84,200,000 USD
World Bank Group (7%)
82,460,000 USD
44 More (46%)
480,900,000 USD
View all
Where does the money go?
Health (44%)
445,880,233 USD
General Budget Support (10%)
106,064,471 USD
Governance and security (7%)
79,962,783 USD
4

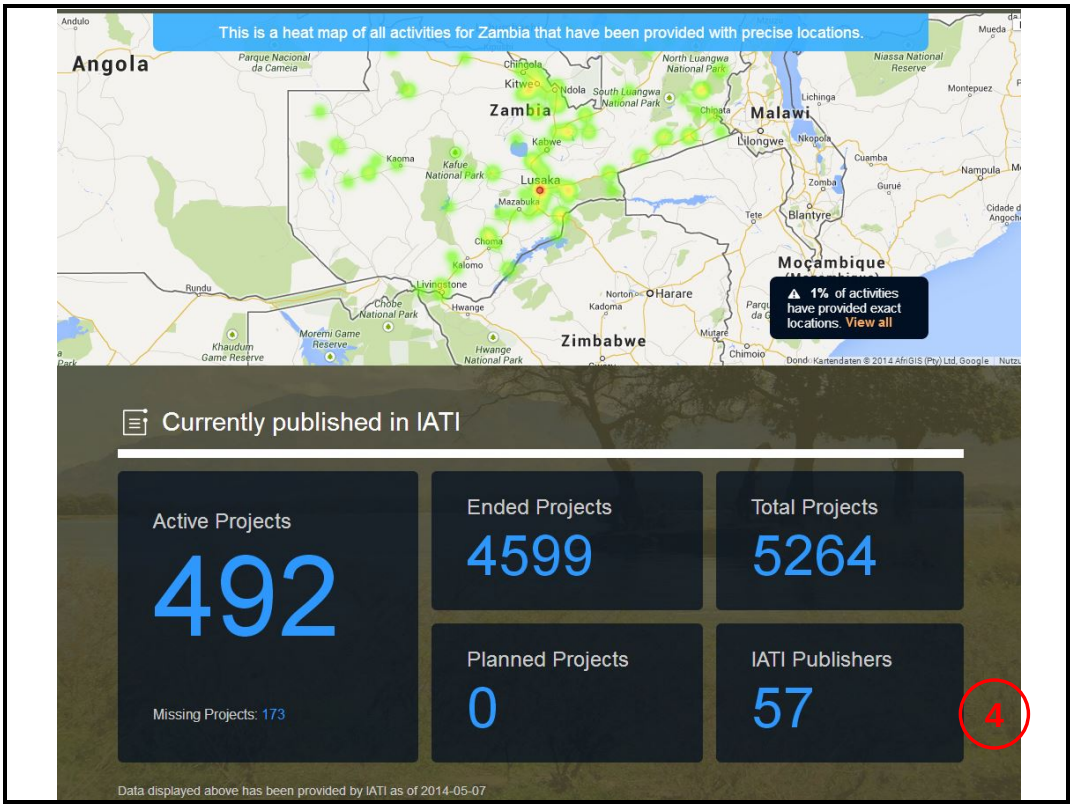
This is a heat map of all activities for Zambia that have been provided with precise locations.
Angola
Zambia
Malawi
Moçambique
Zimbabwe
Lusaka
Harare
1% of activities have provided exact locations. View all
Currently published in IATI
Active Projects
492
Missing Projects: 173
Ended Projects
4599
Total Projects
5264
Planned Projects
0
IATI Publishers
57
4
Data displayed above has been provided by IATI as of 2014-05-07

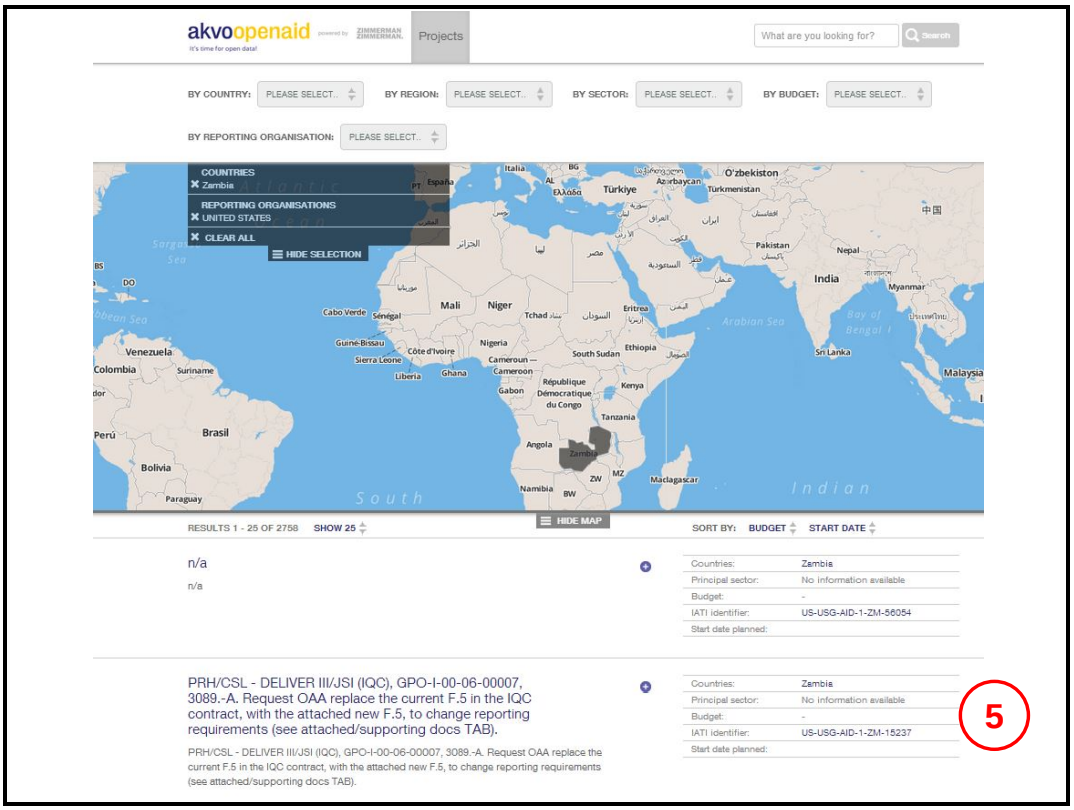
akvoopenaid
Projects
What are you looking for?
Search
BY COUNTRY: PLEASE SELECT..
BY REGION: PLEASE SELECT..
BY SECTOR: PLEASE SELECT..
BY BUDGET: PLEASE SELECT..
BY REPORTING ORGANISATION: PLEASE SELECT..
COUNTRIES
Zambia
REPORTING ORGANISATIONS
UNITED STATES
CLEAR ALL
HIDE SELECTION
HIDE MAP
RESULTS 1 - 25 OF 2758
SHOW 25
SORT BY: BUDGET START DATE
n/a
n/a
Countries: Zambia
Principal sector: No information available
Budget: -
IATI identifier: US-USG-AID-1-ZM-56054
Start date planned:
PRH/CSL - DELIVER III/JSI (IQC), GPO-I-00-06-00007, 3089.-A. Request OAA replace the current F.5 in the IQC contract, with the attached new F.5, to change reporting requirements (see attached/supporting docs TAB).
PRH/CSL - DELIVER III/JSI (IQC), GPO-I-00-06-00007, 3089.-A. Request OAA replace the current F.5 in the IQC contract, with the attached new F.5, to change reporting requirements (see attached/supporting docs TAB).
Countries: Zambia
Principal sector: No information available
Budget: -
IATI identifier: US-USG-AID-1-ZM-15237
Start date planned:
5

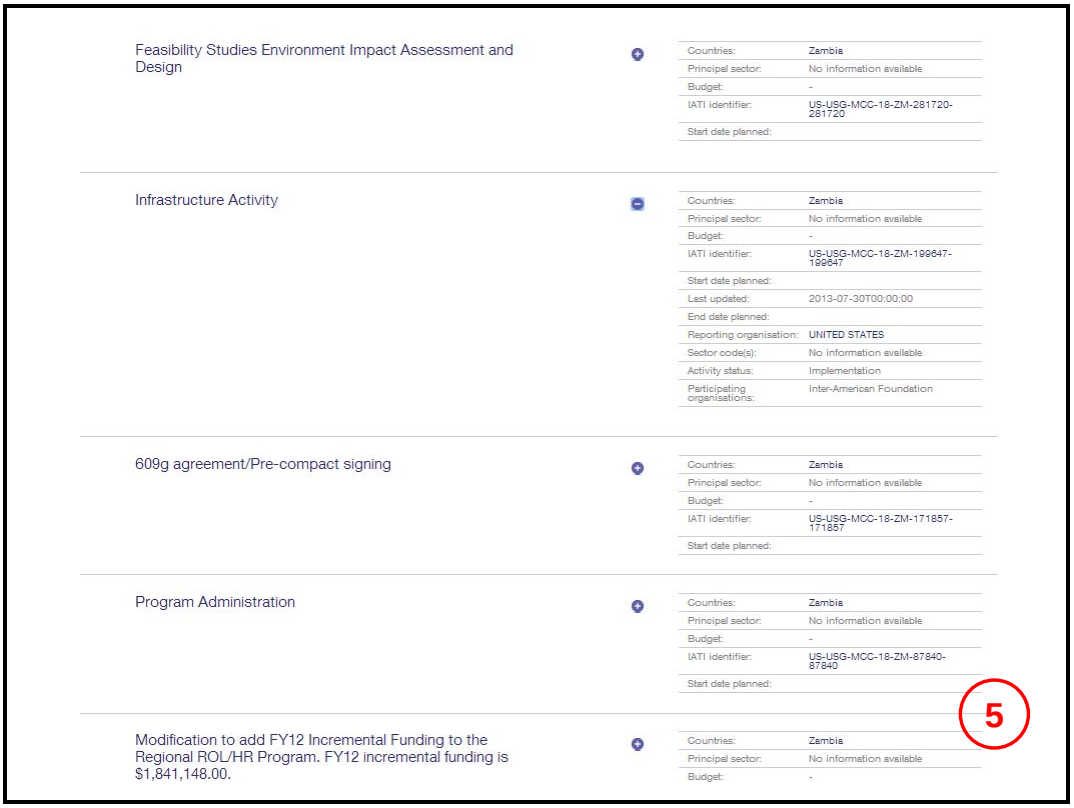
Feasibility Studies Environment Impact Assessment and Design
Countries: Zambia
Principal sector: No information available
Budget: -
IATI identifier: US-USG-MCC-18-ZM-281720-281720
Start date planned:
Infrastructure Activity
Countries: Zambia
Principal sector: No information available
Budget: -
IATI identifier: US-USG-MCC-18-ZM-199647-199647
Start date planned:
Last updated: 2013-07-30T00:00:00
End date planned:
Reporting organisation: UNITED STATES
Sector code(s): No information available
Activity status: Implementation
Participating organisations: Inter-American Foundation
609g agreement/Pre-compact signing
Countries: Zambia
Principal sector: No information available
Budget: -
IATI identifier: US-USG-MCC-18-ZM-171857-171857
Start date planned:
Program Administration
Countries: Zambia
Principal sector: No information available
Budget: -
IATI identifier: US-USG-MCC-18-ZM-87840-87840
Start date planned:
Modification to add FY12 Incremental Funding to the Regional ROL/HR Program. FY12 incremental funding is $1,841,148.00.
Countries: Zambia
Principal sector: No information available
Budget: -
5

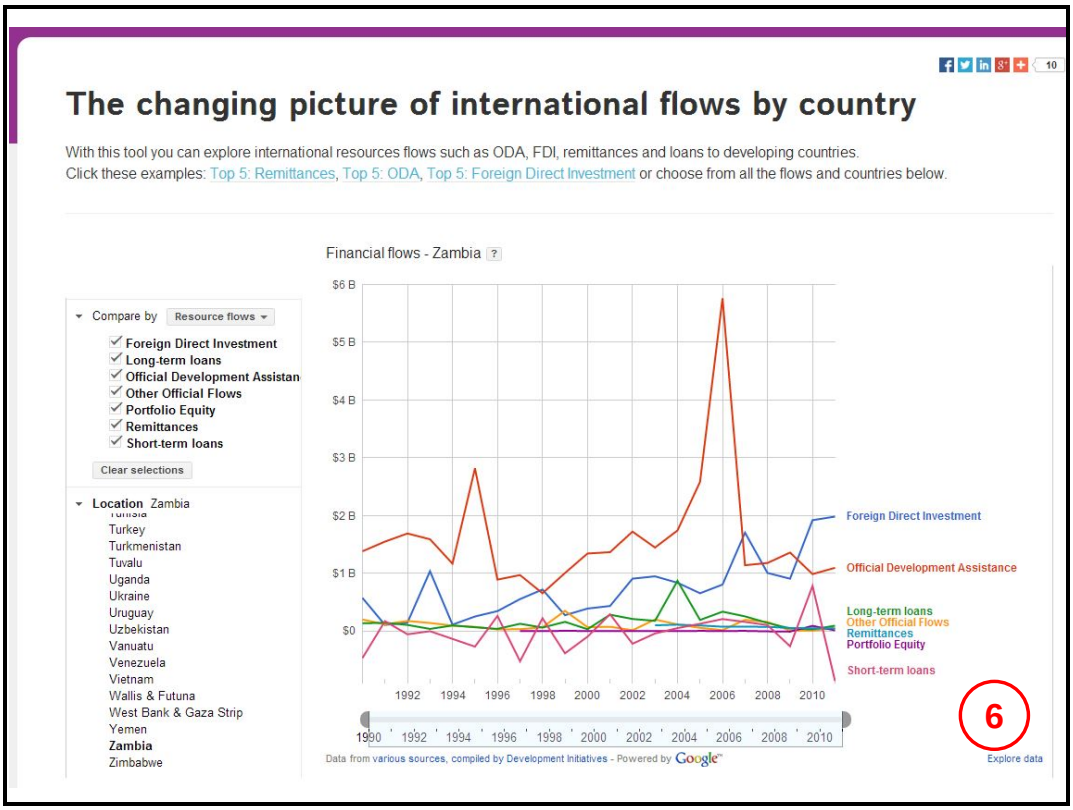
The changing picture of international flows by country
With this tool you can explore international resources flows such as ODA, FDI, remittances and loans to developing countries.
Click these examples: Top 5: Remittances, Top 5: ODA, Top 5: Foreign Direct Investment or choose from all the flows and countries below.
Financial flows - Zambia
Compare by Resource flows
Foreign Direct Investment
Long-term loans
Official Development Assistan
Other Official Flows
Portfolio Equity
Remittances
Short-term loans
Clear selections
Location Zambia
Turkey
Turkmenistan
Tuvalu
Uganda
Ukraine
Uruguay
Uzbekistan
Vanuatu
Venezuela
Vietnam
Wallis & Futuna
West Bank & Gaza Strip
Yemen
Zambia
Zimbabwe
$6 B
$5 B
$4 B
$3 B
$2 B
$1 B
$0
1992 1994 1996 1998 2000 2002 2004 2006 2008 2010
Foreign Direct Investment
Official Development Assistance
Long-term loans
Other Official Flows
Remittances
Portfolio Equity
Short-term loans
6
Data from various sources, compiled by Development Initiatives - Powered by Google
Explore data

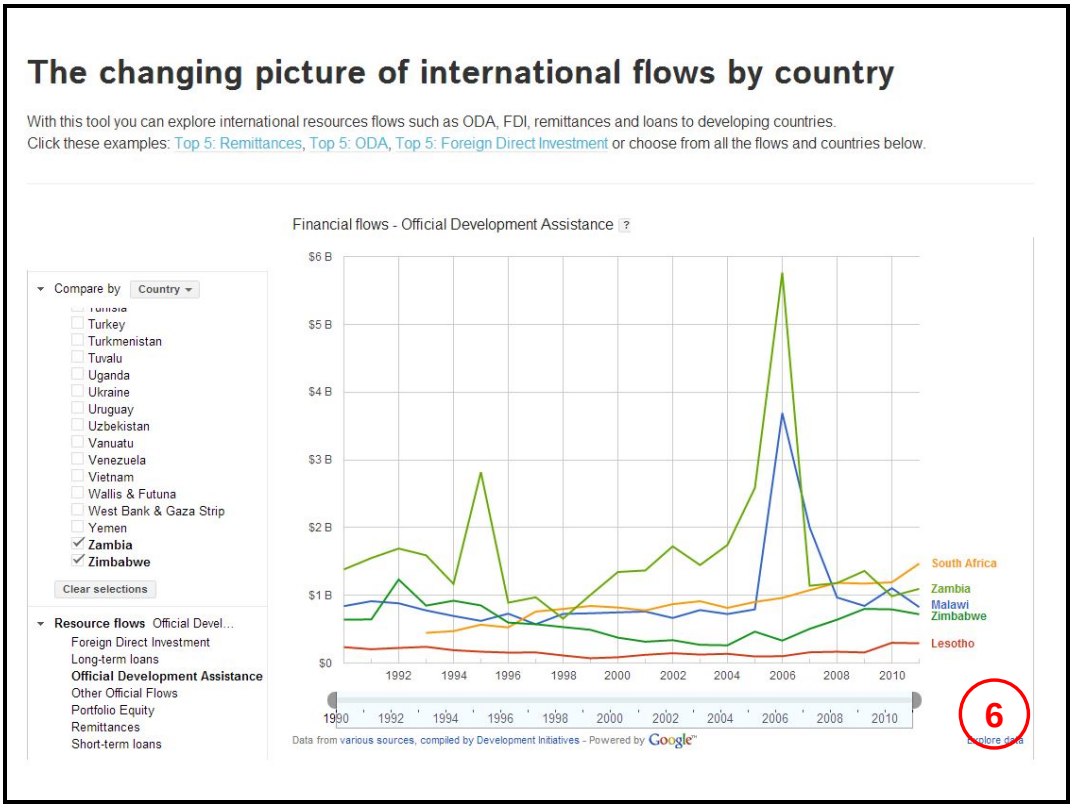
The changing picture of international flows by country
With this tool you can explore international resources flows such as ODA, FDI, remittances and loans to developing countries.
Click these examples: Top 5: Remittances, Top 5: ODA, Top 5: Foreign Direct Investment or choose from all the flows and countries below.
Financial flows - Official Development Assistance
Compare by Country
Turkey
Turkmenistan
Tuvalu
Uganda
Ukraine
Uruguay
Uzbekistan
Vanuatu
Venezuela
Vietnam
Wallis & Futuna
West Bank & Gaza Strip
Yemen
Zambia
Zimbabwe
Clear selections
Resource flows Official Devel...
Foreign Direct Investment
Long-term loans
Official Development Assistance
Other Official Flows
Portfolio Equity
Remittances
Short-term loans
$6 B
$5 B
$4 B
$3 B
$2 B
$1 B
$0
1992 1994 1996 1998 2000 2002 2004 2006 2008 2010
South Africa
Zambia
Malawi
Zimbabwe
Lesotho
6
Data from various sources, compiled by Development Initiatives - Powered by Google

USAID
FROM THE AMERICAN PEOPLE

AID TRANSPARENCY COUNTRY PILOT ASSESSMENT

Country Report: Ghana

Study Conducted: June 2014

[This page has been intentionally left blank.]

COUNTRY REPORT: GHANA
AID TRANSPARENCY PILOT STUDY

January 2015

DISCLAIMER

The authors' views expressed in this publication do not necessarily reflect the views of the United States Agency for International Development or the United States Government.

CONTENTS

Acronymns 63
Executive Summary 65
Country Report: Ghana Aid Transparency Pilot Study 71
General Information 71
Current Access to Aid iInformation 76
Data needs 79
Data Capacity and Accessibility 81
Appendix I: Information Sources 85
Appendix 2: Desk Study 87
Appendix 3: CY2012 U.S. Assistance to Ghana 89
Appendix 4: Ghana Overview Document 90

ACRONYMS

Acronym	Full Name
ACC	Anti-Corruption Commission
ADF	African Development Fund
CDC	Center for Disease Control
CPIA	Country Policy and Institutional Assessment Index
CSO	Civil Society Organization
DCA	Development Credit Authority
DCR	Development Cooperation Report
DEC	Development Experience Clearinghouse
ENGAGE	Encouraging Good Governance and Global Anti-Corruption Efforts
EU	European Union
GNCB	Ghana National Commercial Bank
IATI	International Aid Transparency Initiative
IDA	International Development Association of the World Bank
IMF	International Monetary Fund
MCC	Millennium Challenge Corporation
MDG	Millennium Development Goals
MoF	Government of Ghana Ministry of Finance
MoFA	Ministry of Food and Agriculture
NGO	Non-Governmental Organization
ODA	Official Development Assistance
OECD	Organization for Economic Co-operation and Development
OECD DAC	OECD Development Assistance Committee
OGP	Open Government Partnership
PWC	PriceWaterhouseCoopers
PPL	USAID Policy, Planning and Learning Bureau
UK	United Kingdom
UNDP	United Nations Development Programme

Acronym	Full Name
USAID	United States Agency for International Development
USG	United States Government

EXECUTIVE SUMMARY

GENERAL INFORMATION

From June 23 to 27, 2014, a USAID team consisting of three consultants and the USAID lead on the Aid Transparency Country Pilots (USAID/Policy, Planning and Learning Bureau (PPL)/Office of Donor Engagement) visited Accra, Ghana to conduct the second of three pilot studies on aid transparency. During this week, the team conducted 36 interviews with representatives of the government of Ghana, members of parliament, as well as representatives of Ghanaian civil society organizations (CSOs), media organizations, the private sector, and academia. Following the interviews, all interviewees received an Excel spreadsheet with USG agencies' data from the ForeignAssistance.gov website and a survey on the user friendliness of the Foreign Assistance website. This provided interviewees with immediate access to detailed data on aid from USG agencies.

The team also hosted a round-table meeting with several other donors working in Ghana to discuss issues of aid transparency. A second round-table event brought together relevant stakeholders, many of whom had been previously interviewed by the team, to solicit additional feedback, particularly on the USG's ForeignAssistance.gov website. Finally, the USAID Mission in Ghana was debriefed.

CURRENT ACCESS TO INFORMATION ON FOREIGN AID

Data collection by the Ghanaian government

At the time of the pilot, the government of Ghana did not have an aid management system in place to collect and monitor information about aid flows. In the absence of an automated data collection system, the Ministry of Finance (MoF) manually collects data from donors on a quarterly basis through an Excel spreadsheet that is subsequently disseminated to other line ministries and the Auditor General.

This spreadsheet does not provide a complete description of aid flows and, in some cases, presents information that is different from that reported to individual line ministries. Off-budget flows are particularly difficult to account for, and limited information is provided on sub-national geographic data or ongoing program results. Most data for the fields in the MoF spreadsheet are available from the ForeignAssistance.gov website and covered by the International Aid Transparency Initiative (IATI) data standard.

Line ministries rely on periodic sector working groups with donors and civil society leaders for additional information, but timing and information flows are not always consistent. The primary purpose of the sector working groups is to discuss results, future program plans, and capture data on existing programs. The Ministry of Food and Agriculture (MoFA) developed and used its own spreadsheet to track all known agriculture foreign assistance programs (on and off budget) in Ghana. Ghana is in the process of procuring an automated aid management system to capture more of this data electronically in a timely and accurate fashion.

Data Access by other Ghanaian stakeholders

When asked about access to aid information, CSOs and private companies stated that they obtain information about development cooperation primarily from media sources that obtain their information through donor press releases or press events. CSOs who are currently active in a given sector also participate in donor coordination sector working groups and other events to which they are invited. Some CSOs also use the internet to research information about development cooperation. The media, and in particular public and private radio broadcasts, are the most important sources of information for local citizens.

There are innovative technology-oriented organizations that are beginning to use social media and Information and Communications Technology (ICT)-based systems for data access and dissemination, including database and phone app development as well as blogging and the use of Twitter. This community understands the need for open data and can share information obtained through the website or IATI through blogs and other media. However, most stakeholders are simply not aware of the range and types of information that are available to them. For example, the Ministry of Communications maintains the Ghana Open Data Initiative website, currently sharing 1,069 data sets of government-related information. However, it was not widely cited by stakeholders. No interviewee had heard of or visited the ForeignAssistance.gov website prior to the country pilot study and few had ever heard of IATI.

Donor Communication Strategies

Donors generally agreed that the primary audience for communications about their activities is the taxpayers in their home countries. In addition to the detailed information most have on their websites, the bilateral donors maintain high level contacts with relevant Ministries and often host special events or issue press releases focused on promoting specific programs or sectors. The multilateral United Nations agencies report as a unified program through a single communications unit that engages at all levels with government, civil society, and journalists. Donors prepare reports consistent with OECD/DAC standards and all expressed willingness and interest in reporting using a new aid management system being procured by the Government of Ghana. Interestingly, not all donors interviewed were familiar with the quarterly disbursement reports requested by the MoF. They did not appear to receive a significant number of information requests from the public.

DATA NEEDS

Data Needs for Multiple Purposes

CSOs as well as media and business representatives stressed a strong interest in receiving information on foreign assistance programs. Stakeholders in Ghana require aid information for a variety of uses:

- Citizens need detailed information on foreign assistance, including data on project strategies and objectives, to hold the government or the implementing agencies accountable.

- Parliamentarians, media representatives, and members of CSOs need sub-national geographic information so that they can update intended beneficiaries about planned projects, as well as track implementation and impact. This information is particularly important in light of the government's focus on "devolution"—i.e. decentralization of power to the District Assemblies. The District Assemblies lack access to information on the aid-funded projects and programs occurring in their districts, especially if the funding is off-budget).
- Citizens, media, district assembly leaders and CSOs need information on planned activities to voice their concerns and priorities.
- CSOs need to know the priorities of donors to improve their own ability to apply for funding, compare costs with collaborators/competitors, and better coordinate amongst themselves.
- Private sector partners require access to information to find procurement opportunities, as well as information on government and donor priorities.
- Several stakeholders expressed the need for data on procurement terms and conditions, including the number of bidders and award recipients to identify and investigate potential cases of corruption.
- CSOs are developing ICT and social media platforms to foster civic monitoring of projects, using data to inform citizens on what to expect in their communities and to collect direct monitoring data from the citizens to track project progress.

Key Data Requested by Ghanaian Stakeholders

Data Item	Data Item	Data Item	Data Item
Project Name	Project Description	Intended Deliverables	Commitments Made
Actual Disbursements	Implementing Agency Name	Start and End Dates	Sector
Sub-National Geographic Information	Conditionality	Project Strategies & Objectives	Results

The various information needs expressed by different stakeholders is entirely covered by the IATI standard and partially covered by the ForeignAssistance.gov website. However, until now sub-national geographic data is only a voluntary data field in the IATI standard. The only way to provide detailed information such as deliverables, conditions, project strategies and results is to include links to online documents. Currently most donors, including USG agencies, are only partially implementing the IATI standard. Some data needs are covered by the Ghana Mission's page on the USAID's external website (for country development priorities) and the USAID's Development Experience Clearinghouse (for detailed evaluation information).

DATA CAPACITY AND ACCESSIBILITY

Accessibility of Information

A member of Inform Ghana, a STAR-Ghana project, speaks with USAID Activity Manager, Kimberly Smith.

Government representatives and most intermediaries such as the media, CSOs, private companies, and researchers have sufficient internet access to use the ForeignAssistance.gov website or other similar tools. There is a growing recognition of the need for publishing information (mainly in PDF format) on websites, especially government sites. This data is being published with increasing frequency. For example, the MoF publishes PDF documents of budget statements[25] and the Ministry of Communications publishes Mobile Data statistics monthly.[26]

Despite this trend, most government stakeholders are not used to visiting data websites. For these stakeholders, such websites need to be well structured and easy to navigate. All intermediaries with whom the team met in Accra have sufficient internet connectivity and experience in computing to be able to receive and use email updates or follow social media posts about foreign assistance. On the other hand, stakeholders outside the capital will probably have more difficulty in accessing and using website data due to lower internet connectivity and bandwidth, especially in northern Ghana and in rural districts. Such stakeholders are unlikely to use the internet to access information on foreign assistance, although this situation may change in the future in light of growing internet access outside the capital, especially via 4G/LTE.

Current internet penetration in Ghana is estimated at 17% of the population by the International Telecommunications Union, while mobile phone penetration is estimated at 108%. As of May 2014, 50% of mobile phone subscribers (50% of the population of Ghana) also had mobile data subscriptions (though it is unclear whether this constitutes "internet access" according to the International Communication Union)[27]. Ghana also has a rapidly growing open data culture of ICT experts and NGOs interested in using open data for database development, but this group is still small and restricted to the three major cities. These experts and NGOs can be used to partner with media outlets, such as newspapers and radio stations, to disseminate information in an easily understandable format and in multiple languages. In addition, some CSOs have nation-wide networks that can be used to disseminate information to citizens via publications or text messages. These knowledge networks are very powerful ways to communicate with audiences.

[25]Source: http://www.mofep.gov.gh/budget-statements

[26] Source: http://www.nca.org.gh/downloads/Telecom_Data_Subscription_MAY14.Pdf

[27] Ibid.

Capacity to Use Data

The cost and bandwidth of internet access do not seem to be barriers for CSOs, media outlets, and private companies, particularly in the capital and other major cities. However, many CSOs mentioned that they lack enough skills and experience in using the web for investigative research, especially understanding and manipulating data. Media outlets that lack the capacity to do investigative journalism voiced similar concerns. However, there are several projects funded by USAID and other development agencies, focused on training journalists, parliamentarians, and CSOs on accessing and sharing data via ICTs.

Ghana is part of the Open Government Partnership and has its own Open Data Initiative (www.data.gov.gh). In the context of this initiative, several events have taken place to bring together programmers, CSOs and other stakeholders to train stakeholders and partners on how to use Open Data to develop useful data applications.

Generally, the data accessibility and capacity issues found in Ghana differ considerably from those encountered in the first pilot country Zambia. The government in Ghana has signed up to the Open Government Partnership, has started an Open Data Initiative and is actively involved in IATI. Ghana offers more freedom of the press and has a small but vibrant tech community interested in open data and online tools. This difference results in much higher chances of different stakeholders using aid data.

Feedback on the ForeignAssistance.gov Website

Similarly to Zambia, not one Ghanaian interviewee had heard of or visited the ForeignAssistance.gov website prior to receiving the interview invitation from USAID Ghana (the invitation provided links to the website in order to establish a context for the interview). Most interview partners had not heard about IATI, including the Ghanaian Open Data Initiative team. Some of those who visited the ForeignAssistance.gov website found it overwhelming with poor usability. When the team used a previously downloaded spreadsheet of Ghanaian transaction data to demonstrate the types of information available on the site, there was universal interest in viewing the contents. However, many expressed a preference for more graphics in data representations. The type of content on the website was generally found to be useful, though not meeting all of the information needs identified by the interviewees.

The Ghanaian Open Data Initiative team is currently working on adding links to the ForeignAssistance.gov website and IATI to their site. Inform Ghana[28], a STAR-Ghana project that uses ICTs to share information, blogged and tweeted about the website after the feedback session. The Ministry of Finance, whose representatives serve on IATI's Steering Committee, is considering adding a link to IATI on its website. Finally, the Open Data Initiative is exploring a partnership with the IATI's Steering Committee to conduct a "hackathon" in Ghana using IATI data.

[28] Inform Ghana is a Blogging Ghana project supported by STAR-Ghana to ease information sharing and foster a better informed citizenry. STAR-Ghana (Strengthening Transparency, Accountability and Responsiveness in Ghana) is a multi-donor pooled funding mechanism with DFID, DANIDA, EU, and USAID.

Follow-up to the Aid Transparency Country Pilot Study

The findings presented here, in combination with the findings from the other two country pilot assessments, will provide empirical support to the overall recommendations on advancing USG aid transparency efforts. The Aid Transparency Country Pilot Study report will consist of an introduction, a detailed description of the methodology, and the three country reports for Zambia, Ghana and Bangladesh, as well as detailed recommendations on how to further enhance USG's aid transparency efforts. The report will be widely disseminated.

COUNTRY REPORT: GHANA AID TRANSPARENCY PILOT STUDY

GENERAL INFORMATION

Background of Pilot Study

In 2009, the USG agreed to a deliberative policy on foreign aid transparency which identified a concrete set of actions, including the establishment of the ForeignAssistance.gov website and undertaking assessments of three counties to determine the data needs and demands of various stakeholders in partner countries. The policy was codified in OMB-Bulletin 12-01, "Guidance on Collection of U.S. Foreign Assistance Data"[29]. These assessments aim to inform the aid transparency agenda of the USG and have been conducted under the direction of USAID. In 2014, USAID staff selected three countries to be part of the overall aid transparency study: Zambia, Ghana, and Bangladesh. USAID contracted with the Washington-based QED Group, LLC to conduct this study. Once published, the complete study report will help to inform future USG aid transparency efforts. This report describes the process and the findings of the country visit to Ghana.

Process of Country Visit and Methodology: During June 23-27, 2014, a team of three consultants and the USAID lead on the Aid Transparency Study (Policy, Planning and Learning Bureau/Office of Donor Engagement) visited Ghana for the second pilot study.

Prior to the country visit, the team conducted a desk study (Appendix 2) to gain a better understanding of the political and development landscape in Ghana, identify key stakeholders, and develop interview guidelines to collect data from these stakeholders. The itinerary for the visit was developed in close collaboration with the USAID Mission in Ghana, who hosted the team and arranged all logistics for the pilot study.[30]

[29] Source: http://www.whitehouse.gov/sites/default/files/omb/bulletins/fy2012/b12-01.pdf

[30] The authors would like to express their sincere thanks to Mr. Thomas Crubaugh, Mr. Daniel Baako and Mr. Abdulai Mahama at USAID/Ghana for all of their efforts to ensure the success of this pilot assessment.

Interviews and Round-table Meetings: During the country visit, the team conducted 36 individual interviews with representatives from: 7 Ghanaian government offices, 12 CSOs, 7 parliamentarians, 4 media organizations, 1 representative of the private sector and 1 representative of Ghanaian academia. In addition, the team interviewed several USG agencies' country representatives. The interviews focused primarily on the overall aid-information needs of the different stakeholders as well as the potential added value of IATI data and the USG ForeignAssistance.gov website in meeting those needs. The team convened a round-table meeting with several donors working in Ghana to discuss aid transparency issues. Similarly, the team organized another round-table event at the end of the week, bringing together stakeholders who were previously interviewed to solicit additional feedback, particularly on the usability of the ForeignAssistance.gov website. Finally, the team debriefed the USAID/Ghana mission.

A round-table meeting with donors and stakeholders to solicit feedback on aid transparency and the usability of the ForeignAssistance.gov website.

Provision of IATI Information and Data: Before arriving in Ghana, the team prepared two documents to share with stakeholders:

1. A printed overview of the purpose of the trip, including a description of the ForeignAssistance.gov website, IATI and a partial list of sites that use this data (d-portal.org, openaiddata.org, openaidsearch.org, etc.).
2. An Excel spreadsheet of USAID transaction-level data for Ghana downloaded from ForeignAssistance.gov in April 2014. The spreadsheet included all USAID transactions for 2013 and 2014[31] and was sorted and grouped/subtotaled by recipient organization/implementing partner.

Similar to the process in Zambia, in the email invitation for the interviews, the USAID/Ghana mission provided interviewees with links to the ForeignAssistance.gov website. During the meetings, the team shared the printed overview document. In some cases, team members also displayed the Excel spreadsheet digitally to interviewees via a laptop to provide context and examples of the type of data available from the website. Several interviewees were very engaged and eagerly scrolled through the data. After the interviews were concluded, this Excel spreadsheet and a feedback questionnaire on ForeignAssistance.gov were emailed to every interviewee. At the final round-table meeting, the pilot assessment team also provided a copy of the spreadsheet and demonstrated the use of ForeignAssistance.gov to the round-table participants and circulated forms to solicit feedback on the usefulness and usability of ForeignAssistance.gov. The team

[31]The spreadsheet was downloaded from the following web page, filtered by agency and sorted by year. http://www.foreignassistance.gov/web/OU.aspx?FromRGA=true&OUID=180&FY=2015&AgencyID=0&budTab=tab_Bud_Impl

received roughly a dozen completed feedback forms from attendees at the round-table. These forms were shared directly with the ForeignAssistance.gov team at the State Department.

Country Information

Ghana is a lower middle income country with a population of 25.9 million and a GDP of $48.14 billion (USD)[32]. The GNI per capita is $1,770 (Atlas method) and the poverty headcount ratio at national poverty line is 24.2% of the population (2012 World Bank). Life expectancy is 61 years according to 2012 data. The services sector contributes 49.8% to the GDP, followed by the industrial sector with 28.7% and the agricultural sector with 21.5% (CIA Factsheet). According to available World Bank data of 2010, 42% of all employed Ghanaians work in the agricultural sector. Ghana's major exports are gold, oil, and cocoa.[33]

Economic Status: In recent years, the annual GDP growth rate of Ghana has ranged from 4% in 2009 to 15% in 2011. In 2013, the growth rate was 7.1%. Ghana's rank in the Human Development Index (HDI), has been declining steadily since the 1980s. HDI is a statistical tool used to measure a country's overall achievement based on life expectancy at birth, mean years of schooling, expected years of schooling and gross national income per capita. According to the most recent data, Ghana ranks 138 out of 187 countries. The latest UNDP Millennium Development Report on Ghana (2010) indicates that Ghana has made significant progress on some of the Millennium Development goals, while still struggling with others. The report's conclusions indicate that halving extreme poverty has been achieved ahead of time. Other goals of ensuring debt sustainability, achieving universal basic education, reducing hunger, gender disparity in schools, child mortality, and the spread of HIV/AIDS and malaria are on track. However, the goals of achieving full and productive employment, equal share of women in wage employment in non-agriculture sectors, reducing maternal mortality and reversing the loss of environmental resources are unlikely to be achieved.

Political Status: Ghana is one of the more stable countries in West Africa. It has enjoyed a relatively stable democratic system since the introduction of multi-party democracy in 1992. The Bertelsmann Transformation Index, which analyzes and evaluates the quality of democracy, a market economy and political management in 129 developing and transition countries, describes the democratic institutions in Ghana as functional and stable and rates the overall commitment to democratic institutions as high. This assessment is also confirmed by the results of the Afrobarometer surveys—comparative series of national public attitude surveys on democracy, markets, and civil society in Africa—conducted in Ghana since the 1990s. The surveys "have shown a strong and increasing commitment toward democratic values and processes, with the latest result in 2012 showing that 79% of the population rates Ghana as a democracy (with some minor problems) and more than 90% disapprove of any dismantling of democratic institutions in Ghana."[34]

[32] All country information is based on 2013 World Bank data unless stated otherwise.
[33] Source: The World Bank: 2010 data
[34] Source: http://www.bti-project.de/reports/laenderberichte/wca/gha/index.nc

According to the Ibrahim Index of African Governance that provides an annual assessment of the quality of governance in African countries, Ghana is one of the most advanced African countries with regards to governance. Out of 52 countries included in the 2014 index, Ghana ranks 7th and reaches a score of 68.2 out of 100 points.[35]

Similarly, Ghana achieves a relatively good ranking in The World Bank Country Policy and Institutional Assessment Index (CPIA) 2013 that ranks four different governance areas with a score ranging from 1 (low) to 6 (high). In the four categories considered, Ghana ranks 3.0 (economic management), 3.7 (public sector management), 4.0 (social inclusion), and 4.0 (structural policies). However, it is worth noting that the score for economic management declined between 2012 and 2013 from 3.5 to 3.0. In the Corruption Perception Index by Transparency International, Ghana reaches a score of 46 out of 100 points and ranks 63 out of 177 countries.[36] Ghana is seen as a model for its neighboring countries, as confirmed by the Open Budget Index by the International Budget Partnership and the 2014 Freedom House Report, which considers the press in Ghana to be free. While Ghana's score in the Open Budget Index declined from 54 in 2010 to 50 in 2012, its ranking is still significantly higher than neighboring countries.[37]

Ghana was one of the first members of the Open Government Partnership (OGP) and one of the few African countries to join this global initiative to improve governance, transparency, accountability, and citizen participation. Currently Ghana is implementing its first OGP action plan, developed in consultation with the civil society. According to the Bertelsmann Transformation Index, civil society in Ghana is well developed, particularly in urban centers, and receives increasing support from the Ghanaian middle class. Ghana also has its own Open Data Initiative (www.data.gov.gh). In the context of this initiative, several events have already taken place to bring together programmers, CSOs, and other stakeholders to train stakeholders and partners on how to use Open Data to develop useful data applications.

On a less favorable note, Ghana is still lacking a freedom of information bill. The ratification of such a bill was one of the election campaign promises of current President Mahama in 2011. While a draft bill has been introduced to Parliament in 2013, this draft has been heavily criticized by CSOs and has not been ratified.[38]

Telecommunications and Internet

Internet: Ghana was one of the first countries in Africa to be connected to the internet, and it continues to lead the way in West Africa, being the first to introduce 4g Wireless broadband in the region. Internet growth in recent years has exploded with the reduction in prices and high competition.[39]

---

[35]Source: http://www.moibrahimfoundation.org/interact/

[36]Source: http://www.transparency.org/country#GHA

[37]Source: https://freedomhouse.org/country/ghana#.VGnVLvmG98F; http://internationalbudget.org/wp-content/uploads/2011/04/OBI2010-Ghana.pdf

[38]Source: https://freedomhouse.org/report/freedom-press/2014/ghana#.VGnXfPmG98E

[39]Source: http://www.budde.com.au/Research/Ghana-Internet-and-Broadband-Market-Insights-and-Statistics.html#sthash.iy67wAaT.dpuf

Data about internet penetration in Ghana varies. According to The World Bank, 12 out of 100 people (12%) in Ghana have access to the internet. However, the International Telecommunications Union estimates that this value is 17%. Generally, access to the internet in Ghana has greatly improved in recent years. The government has made significant investments in increasing access to information, communication and technology (ICT) through a national broadband strategy, several eGovernment projects, and improving access to the internet using public-private partnerships.[40]

Cell Phone Usage: Mobile phone penetration is estimated at 108%. As of May 2014, 50% of mobile phone subscribers (50% of the population of Ghana) also had mobile data subscriptions (though it is unclear whether this constitutes "internet access" according to the International Communication Union).[41] Ghana was the first country in West Africa to roll out 4G connectivity in September 2014.[42] Though cost may be prohibitive for mobile data in extremely poor areas of the country, text-based messaging is widespread and has great potential for future use.

Overview of Aid in Ghana

Overview of Aid to Ghana: The key donors to Ghana include The World Bank, the United States, the African Development Fund as well as the concessional funds of the International Monetary Fund. Table I presents an overview of the disbursement of money from key donors in recent years.

Table 1: Overview of Aid to Ghana by Donor, ODA Gross Disbursements in US$ millions (DAC Statistics)[43]

Donor(s)	2008	2009	2010	2011	2012
IDA (World Bank)	272.83	247.01	318.66	422.4	365.26
United States	79.53	150.54	208.05	314.41	220.61
AfDF (African Dev.Fund)	86.05	101.21	134.19	134.73	204.44
IMF (Concessional Trust Funds)	..	104.32	124.35	171.49	150.18
Japan	54.03	64.8	70	45.94	115.39
Canada	74.01	99.8	114.2	70.72	100.87
Denmark	77.85	88.14	101.17	71.7	88.18
EU Institutions	118.49	166.88	105.56	73.2	85.6
United Kingdom	150.77	153.93	166.58	130.46	83.5
Germany	71.69	61.17	58.16	99.32	78.63

[40] Source: http://www.nita.gov.gh/eGhana-Project

[41] Ibid.

[42] Source: http://www.surflinegh.com/en/about-surfline/company/news-and-media/news/company-news/surfline-and-alcatel-deploy-4g-network-in-africa/

[43] Source: http://stats.oecd.org/qwids/

Donor(s)	2008	2009	2010	2011	2012
Global Fund (GFATM)	37.54	73.06	57.32	35.21	63.43
France	42.98	49.68	33.8	36.67	47.48
Netherlands	120.22	98.33	72.87	63.14	40.72
GAVI	7.12	12.79	6.89	26.34	37.26
Korea	2.51	2.47	6.73	5.06	23.44
Switzerland	8.32	11.96	13.74	17.05	18.41
Belgium	20.11	5.12	30.07	14.29	14.28
IFAD	3.11	5.26	8.26	4.94	12.64
Norway	0.99	2.46	3.64	8.05	8.27

Overview of Development Assistance: According to OECD/DAC statistics, the following sectors are receiving support from foreign donors: health, education, governance, economic infrastructure and services, and agriculture.[44]

US Government Donors: USAID is by far the largest USG donor in Ghana, focusing on basic health, reproductive health and agriculture, followed by MCC that focuses on transportation and storage.[45]

Aid Dependency: Net ODA received per capita in Ghana is US$71. Net ODA to Ghana represents 4.6% of the GNI (2012 World Bank figures).

Focus on Aid Transparency: Aid transparency is an important issue for the government of Ghana. The Ministry of Finance (MoF) is actively involved in the International Aid Transparency Initiative. Its representatives have participated in the IATI Steering Committee and the IATI Technical Advisory Group in the past. Within the IATI Secretariat, Ghana is responsible for outreach among developing countries. However, despite the Government's active involvement in IATI, this international commitment has not yet translated into concrete aid transparency initiatives at the local level.

CURRENT ACCESS TO AID INFORMATION

Data Collection by the Ghanaian Government

Data Collection by the MoF: Currently, Ghana does not have an automated aid management platform or automated data transmission from donors to the MoF or other ministries. The MoF has solicited proposals from potential vendors to create an aid management system. The MoF announced the award in March 2015 to Synergy International Systems to create this system based on their Development Assistance Database (DAD).[46]

Currently, the MoF uses two databases, one for data on grants and another for data on loans. The MoF collects information by sending out an Excel spreadsheet to donors every quarter. Donors are requested to fill out data on their development assistance flows to Ghana. This data is

[44] Source: http://www.oecd.org/dac/stats/documentupload/GHA.JPG

[45] Source: See Appendix 3: CY2012 USG ODA to Ghana.

[46] Source: https://www.synisys.com/index.jsp?sid=3&nid=106&y=2015&m=2&d=24

compiled and analyzed to support the aid management effort. In addition to actual disbursements, donors are asked to provide information on expected inflows for the coming three years. The Excel spreadsheet managed by the MoF only covers official bilateral and multilateral aid. Flows from international NGOs are not recorded.

Other sources of information are desk officers responsible for individual cooperation projects as well as the IATI registry, cited as a source by debt management staff. MoF staff reported that challenges with data collection from developing partners include: delays on grant reporting, discrepancies between data from different sources, and lack of disaggregation on expenditures. Most recently, the delays in the reporting on grants have decreased.

There are meetings between the government of Ghana and developing partners at different levels including sector working groups, the Multi Donor Budget Support Group (until 2013), and the Government and Developing Partners' Group. However, these meetings are not conducted regularly and they are primarily a forum for strategic planning and the review of results, not for exchanging data on financial flows.

Publication of Aid Data: According to the MoF, its annual and quarterly budget information is posted on its website. Information on aid inflows is only reported at an aggregate level. The stakeholders who were interviewed at the MoF also mentioned an Aid Performance Report, but the team was unable to find this report online. The MoF stressed that the public requests a large amounts of information on aid flows. According to MoF, if it is not available online, information is provided on demand.

Data Collection by Line Ministries: In some cases, line ministries undertake separate efforts to collect information from donors. For example, the Department for Policy, Planning, Monitoring and Evaluation of the MoFA sends out its own Excel sheet to development partners to provide the MoFA with information on the aid flows. This information is used for internal planning and analysis. According to the MoFA, the Ministry of Finance should be able to provide a total picture of the incoming aid, but this is not the case. The data collected by the MoFA from donors is not public, although it is made available to development partners and others upon request. The team obtained a copy of the spreadsheet used by MoFA. The data fields covered by this Excel spreadsheet are:

- Project information such as name, life of project dates, and type or category
- Total commitments
- Implementing or Collaborating Agencies
- Anticipated disbursements by Food and Agriculture Sector Development Policy objectives (FASDEP)
- Project geographic location
- Type and number of beneficiaries

The Ministry for Local Government and Rural Development and the Institute of Statistical, Social and Economic Research (ISSER) reported that they receive information directly from donors with whom they have joint activities.

Data Access by Other Ghanaian Stakeholders

NGOs in Ghana access information on donor flows through the media, from government websites, donor websites, and through direct contact with donor representatives or government staff.

Media: For most stakeholders in Ghana, the media is a key source of information on development cooperation and more particularly on aid flows. Media reports are usually based on information by the MoF and on donor press statements. Several stakeholders stressed that investigative journalism in Ghana is not very developed. Some felt that media outlets do not verify their information sufficiently and lack the capacity to do in-depth research and data analysis. Other stakeholders expressed trust in media reporting.

Ministry of Finance: According to one NGO, the Ministry of Finance has an information desk. This could not be confirmed by other NGOs that stressed instead the difficulty in obtaining information directly from the MoF. One NGO described a formal administrative process required to obtain specific data that is not documented on the website. According to the same NGO, this process is often avoided since it can be time-consuming and cumbersome. As a result, it is very difficult to access data.

Other Online Sources: Websites other than government websites or donor websites were not the primary sources of information for stakeholders in Ghana. For example, since 2012, Ghana has its own open data portal maintained by the National Information Technology Agency (NITA) within the Ministry of Communications. However, this open data portal does not include data on development cooperation—either locally obtained or from the IATI registry.

Sector Group Meetings: Several stakeholders mentioned sector level meetings with the attendance of representatives from government, donors, and civil society. These sector group meetings can be a forum for exchange on individual projects and an opportunity to make contacts. Although the meetings can be useful for civil society stakeholders to learn about funding opportunities, their purpose is not to obtain data on resource flows for development.

Personal Contact: Several stakeholders in Ghana use personal contacts either within ministries or within donor agencies to obtain data. One NGO and a government representative stressed that without personal contacts access to information is difficult.

Billboards: One civil society organization was involved in a project to increase transparency in public works in collaboration with the Ministry of Local Government and the Swiss Development Agency. In this project, billboards were developed and printed to share information on public works activities with citizens. These billboards were never distributed by the relevant government bodies and thus were never used.

Donor Communication Strategies

Donors do not consider the Ghanaian public as the primary target of their communications. Instead, their communication efforts are mainly geared towards the public back home. The

communication efforts undertaken by donor representatives in Ghana include the release of press statements on new or completed projects, press meetings and country websites. Information generally provided in press releases is the name of a project, its overall budget, its general area of activity, and its time-frame. Additionally, donors hold meetings with government and civil society representatives that may also be used to share information on their work. Some NGOs reported that they consult donor websites to obtain information on development cooperation. One NGO representative said that the donor websites do provide useful information, but they are difficult to navigate and it takes some effort to obtain the information needed.

DATA NEEDS

Data Needs for Multiple Purposes

All stakeholders the team encountered during the pilot study expressed a strong interest in information on foreign assistance. Stakeholders highlighted that aid flows constitute a significant source of income for the Government of Ghana and that access to information on aid is essential. One CSO representative specified that the USG provides significant amount of funding for the agriculture sector, which in turn is very important for poverty reduction in Ghana.

Table 2: Aid data usage by stakeholder type

Purpose	MoF	Line Ministries	Ministers of Parliament	Media	Academia	CSOs (advocacy)	CSOs (service)	Private sector
Planning	√	√			√		√	
Public accountability			√	√	√	√		
Civil society participation				√		√	√	
Anti-corruption				√		√		
Business and funding opportunities					√	√	√	√

Planning and coordination: The MoF and the MoFA stressed the need for reliable and timely data on aid flows for their own planning purposes. The Catholic Church in Ghana is a key service provider in the areas of health and education. From its perspective, detailed information on development cooperation is useful to allocate resources as efficiently as possible and to coordinate the activities of multiple stakeholders. Researchers and academics, particularly those who are associated with think tanks, also see the public and private sector as consumers of their information for purposes of planning and coordination.

Public Accountability: Almost all civil society stakeholders, including those at the Auditor General's office and the Parliamentary Accounts Committee, stressed the important role of information on development cooperation in increasing public accountability. The Parliamentary Accounts Committee reviews the report of the Auditor General and conducts performance and financial audits. In order to include development cooperation projects in these ex-post audits, detailed information is needed on several items such as project name, donor's name, intermediary recipient, end recipient, terms and conditions, potential consequences for unmet conditions, and sub-national geographic information. Representatives of the Parliamentary Accounts Committee stressed that other parliamentary committees oversee the implementation of major projects and thus need information. Finally, several stakeholders pointed out that they need data on results to be able to assess whether a project's goals and objectives were achieved.

Civil Society Participation: Closely linked to accountability is the desire to enable increased civic participation. Several CSOs want information to enable citizens to meaningfully participate in decisions regarding development. For example, the Catholic Church in Ghana runs a civic monitoring pilot project in 15 districts. In this monitoring project, stakeholder groups like youth, women, people with disabilities and local leaders meet with district authorities every quarter to jointly monitor projects of social interest. Information on projects funded by development partners can be very relevant in this monitoring exercise. Another CSO, PenPlusBytes reported on a project with the Parliamentary Select Committee on Government Assurance to improve their ability to track government pledges and facilitate citizen feedback. Efforts to collect citizen feedback depend on the availability of information such as sub-national geographic information. A few civil society stakeholders stressed that certain development projects may not be in the interest of the local population and that citizens should be able to voice their needs and priorities.

Anti-Corruption: Several CSOs as well as media representatives expressed a strong interest in aid information to curb corruption and avoid mismanagement. Anti-corruption efforts could be facilitated if donors provided public access to detailed information on the process of awarding contracts. Similarly, information on the contract awards should be made available.

Business and Funding Opportunities: A few stakeholders in Ghana expressed interest in information on funding and business opportunities. Donors that are planning new projects or supporting new research should provide information on the nature of the project, sector, and sub-national geographic location. Information on the procedure to access prospective business opportunities would also be valuable.

Key Data Requested by Ghanaian Stakeholders

Within each stakeholder group in Ghana there are several individuals and organizations that are interested in aid information. The key information requested from Ghanaian stakeholders is listed below.

- **Project Name**
- **Project Description**: Including project tasks and intended outcomes.

- **Implementing Agency or Organization Name:** Who receives the money and who are the subcontractors.
- **Start and End Dates**
- **Project strategies, objectives, deliverables and intended results:** What the goals of the project are and how the project aims to meet its goals.
- **Sector**
- **Sub-National Geographic Information:** This information is crucial for almost all stakeholders and should be as detailed as possible.
- **Conditionality:** If the government of Ghana agrees to receive grants or loans from developing partners, stakeholders wanted to know the conditions under which these grants or loans are given.
- **Commitments and Disbursements:** Time and extent of commitments and disbursements, including projected data for 1-3 years in the future, for planning purposes.
- **Procurement Information:** Information on the procurement process in general and data on a specific project procurement such as number of bidders.
- **Off budget information:** Government representatives such as the Auditor General and the National Development Planning Commission need off-budget information.

Comparison of Data Needs and Data Availability

Most information needs are not met at a local level. Online information provided by the MoF is very general and highly aggregated. Information on donor websites provides little additional detail and can be hard to access. However, almost all information needs are covered by the IATI standard. Information on some off-budget items can be included in IATI reporting. In complying with IATI, donors will be able to meet most data needs of Ghanaian stakeholders.

At the moment, the data made available by USG agencies through the ForeignAssistance.gov website only partially covers current information needs. Important information gaps include sub-national geographic data and documents about activities, including strategies, results, and conditions.

DATA CAPACITY AND ACCESSIBILITY

The publication of data on development cooperation is just the first step to improve aid transparency. In order to achieve the expected benefits of greater aid transparency (improving coordination and cooperation, better planning capacity, curbing corruption, fostering accountability), the data has to be accessible. In interviews and round-table discussions during the aid transparency pilot in Ghana, stakeholders were asked how to make data on development cooperation more accessible and more widely used. Their responses are summarized below.

Accessibility of Information

Internet: Government representatives and most intermediaries such as the media, CSOs, private companies, and researchers have sufficient internet access and connectivity to access the ForeignAssistance.gov website or other similar tools. There is a growing recognition of the need for proactively publishing information (mainly in PDF format) on websites, especially government sites. For example, the MoF publishes PDF documents of budget statements and the Ministry of Communications publishes Mobile Data statistics monthly.

All intermediaries consulted in Accra claimed to have adequate internet connectivity to receive and use email updates or follow social media posts on foreign assistance. Access to the internet outside Accra is much less reliable, especially in the northern part of Ghana and in rural districts. Although stakeholders such as parliamentarians, CSO representatives or journalists are likely to have access to email in some of these areas, the connection is not reliable at all times. These stakeholders are unlikely to use the internet to access information on foreign assistance, but this may change in the future due to growing internet access outside the capital, especially via 4G/LTE.


THE GHANA CHAMBER OF MINES,

PUBLISH WHAT YOU PAY, 2013

The Chamber is happy to publish payments made by the mining industry in2013. This publication is part of the Chamber's pursuit of transparency in the payments and receipts in the mining sector in Ghana. It covers direct statutory and voluntary payments made to Government, suppliers both local and foreign but locally registered in Ghana, District Assemblies and employees in 2013.
In the face of a steep drop in the price of gold and rising cost pressure on the local mining environment, revenue realized from the export of minerals by the producing members of the Ghana Chamber of Mines declined to US$ 4.7 billion in 2013 from US$ 5.4 billion in 2012.
Notwithstanding the deterioration in the fundamentals of the gold market, the minerals sub-sector continued to underwrite economic progress in Ghana. As an industry which subscribes to the principles of the Extractive Industry Transparency Initiative (EITI) we provide information on the sector in 2013 as follows:

- The total mineral exports of US$ 5.13 billion accounted for 37.6 percent of gros merchandize exports- the largest by any export commodity
- Total tax revenue mobilized from the minerals sector by the Ghana Reven Authority approximated GH¢ 1.1 billion, representing 18.7 percent of direct and 14.3 percent of total domestic revenue. Indeed, two mining companies w the largest corporate tax payers in 2013.
- 68 percent of the realized revenue from the export of minerals was returne the country through the commercial banks and the Bank of Ghana- far in exce the statutory 25 percent. The big ticket expenditures of mineral revenue w follows:

A media release issued by the Ghana Chamber of Mines published in one of the local English newspapers.

Cell Phone Usage: One CSO, PenPlusBytes, is focusing efforts on expanding ICT journalism across mobile platforms. For example, they are using Twitter to share election results. They have also mentioned the advantage of using mobile devices to improve government accountability. In one example, mobile devices are serving as data collection platforms, enabling the Parliamentary Committee on Assurances to access citizens' opinions and observations.

Newspapers and Radio: Ghana has a very active media with several national newspapers and many national and local radio stations.[47] Freedom of expression in Ghana is rated as free by the 2014 Freedom House report.[48] Criticism of government is permitted and many radio shows offer call-in programs where controversial issues are discussed publicly. While newspapers are more relevant for an urban and educated audience, radio can overcome barriers such as illiteracy and lack of knowledge of the English language. As of the first quarter of 2014, the National Communications Authority has issued over 340 licenses to local radio stations all across Ghana. Many of them

[47] Source: http://www.bbc.com/news/world-africa-13433793

[48] Source: http://www.freedomhouse.org/report/freedom-press/freedom-press-2014

broadcast in local languages.[49] Radio is the most accessible media outlet in Ghana, but access to television is growing.

CSO Networks: National knowledge networks of CSOs are important channels of information dissemination. Several CSOs such as Oxfam and the Catholic Secretariat have extended their networks throughout the country. This allows them to disseminate information to citizens on a wider scale.

Government Structures: Several stakeholders in Ghana stressed the importance of channeling aid information through the Office of the Auditor General, parliamentary commissions, local offices of the Commission on Human Rights and Administrative Justice (CHRAJ), as well as district authorities. These stakeholders are responsible for monitoring projects undertaken in collaboration with the government of Ghana and should receive the needed information.

Another appropriate channel of communication would be the provision of aid data in the national open data platform created by the Ghana Open Data Initiative (GODI). GODI has organized thematic hackathons with data journalists, CSO representatives, and developers in the past and could make use of foreign assistance data provided through the ForeignAssistance.gov website and the IATI registry. It is also exploring a partnership with the IATI Steering Committee to hold a "hackathon" in Accra using IATI data. GODI's team is currently working on adding links to ForeignAssistance.gov and IATI on its website. Inform Ghana blogged and tweeted about GODI's website following the feedback session. The MoF, whose representatives are part of IATI's Steering Committee, is also considering adding a link to IATI on its website.

Access by Ghanaian Citizens

The sharing of information has its limitations. Similar to Zambia, it is unrealistic to expect ordinary Ghanaians to seek and use internet based information on foreign assistance for the following reasons:

- Most Ghanaians are unaware that this information is available;
- If they use mobile data to access the internet, these sites are not optimized for mobile usage (both in terms of user interface and bandwidth);
- Internet access is quite expensive ($89 per month for unlimited data)[50];
- Mobile data is still very expensive ($13 for 2.5 GB of data and nearly double the price per megabyte for lower volumes of data)[51];
- There is a lack of experience and familiarity with using the internet to perform research and data-based analysis; and
- The information available is not context appropriate.

---

[49] Source: http://www.nca.org.gh/downloads/VHF_FM_Frequency_Assignments_As@March312014.pdf

[50] Source: http://www.numbeo.com/cost-of-living/country_result.jsp?country=Ghana

[51] Source: http://www.mtn.com.gh/personal/mobile/tariffs

However, newspapers and especially the radio can be used to disseminate relevant information in an easily understandable and context-driven manner. In rural areas, community radio stations play an important role in providing information in local languages and in a manner adapted to the interest of their listeners. These knowledge networks are powerful ways of communicating with a wide range of audiences.

Capacity to Find and Use the Data

As stated above, costs and bandwidth for internet access do not seem to be barriers for organizations that can be intermediaries for aid information. However, the ability to find and use data can act as a barrier. Most stakeholders in Ghana do not seem to be using data websites. This is true for stakeholders within government as well as outside. Many CSOs mentioned that they lack skills and experience in using the web for investigative research, especially understanding and manipulating data. Media outlets that lack the capacity to do investigative journalism voiced similar concerns. However, there are several projects funded by USAID and other development agencies, focused on training journalists, parliamentarians, and CSOs on accessing and sharing data via ICTs. For stakeholders who are not very familiar with data websites, tools like the ForeignAssistance.gov or the D-Portal need to be very well structured and easy to navigate.

While capacity to use data websites needs to be strengthened in Ghana, there is an increasing number of ICT experts and data journalists who are able and interested in accessing aid information on data websites. During the aid transparency pilot, the team visited ICT start-ups such as Inform Ghana who are competent in using the data provided and are also able to create web applications or mobile phone applications that make this kind of information accessible to a wider audience.

Feedback on the ForeignAssistance.gov website

Similarly to Zambia, not one Ghanaian interviewee had heard of or visited the ForeignAssistance.gov prior to receiving the interview invitation from USAID/Ghana (the invitation provided links to the website as context for the interview). Most interview partners had not heard about IATI, including the Ghanaian Open Data Initiative team. Some of those who visited the website found the ForeignAssistance.gov website overwhelming with poor usability for their needs. When the team showed the type of information available on the site via a previously downloaded spreadsheet of Ghanaian transaction data, the users were generally most interested in the content. Additionally, many expressed a desire for more visually oriented data representations. The type of content on the website was generally found to be useful, though not meeting all of the information needs identified by the interviewees.

Next Steps

The findings presented here, in combination with the findings from the other two country study assessments, will provide empirical support to the overall recommendations on means to advance USG aid transparency efforts. The Aid Transparency Country Pilot Study report will include an introduction, a detailed description of the methodology, the three country reports for Zambia, Ghana and Bangladesh as well as detailed recommendations on how to further enhance USG aid transparency efforts. The report will be widely disseminated.

APPENDIX I: INFORMATION SOURCES

MISSION ITINERARY

1. June 23, 2014: Preparation of pilot study with USAID/PPL representative and USAID/Ghana mission and began interviews with stakeholders in Accra
2. June 24-26, 2014: Continued interviews with stakeholders
3. June 27, 2014: Conducted feedback sessions and USAID briefing

STAKEHOLDERS INTERVIEWED:

1. Abantu for Development, Research, Publications, and Information Officer
2. African Center for Economic Transformation (ACET), Director, Policy Advocacy Services
3. Auditor General Office (AGO)
4. Blogging Ghana, Director
5. Center for Democratic Development (CDD), Head of Research & Programs and Deputy Director, Ghana
6. Center for Disease Control, Health and Human Services, Country Director
7. Commission on Human Rights and Administrative Justice (CHRAJ), Deputy Commissioner
8. Department of State, Regional Environment Officer
9. Financial Transparency and Accountability for Africa, Executive Director
10. Ghana Integrity Initiative (GII)
11. Ghana Journalism Association (GJA), President
12. Inform Ghana, Project Manager, Social Media Lead, and Content Manager
13. Institute for Democratic Governance (IDEG), Executive Director, Operations Coordination Officer, and Sr. Research Fellow
14. Institute of Statistical, Social and Economic Research (ISSER), Director
15. KPMG, Senior Partner
16. Media Foundation for West Africa, Executive Director
17. Ministry of Education, Development Partners' Coordinator, PBME Division
18. Ministry of Finance & Controller & Accountant General, Senior Economics Officer, Chief Economics Officer, Economics Officers, and Assistant Economics Officer
19. Ministry of Food and Agriculture, Policy, Planning, Monitoring and Evaluation Department (PPMED)
20. Ministry of Local Government and Rural Development, Acting Chief Director

21. National Catholic Secretariat, Executive Secretary, Programs Liaison Officer, Department of Human Development
22. National Development Planning Commission, Senior Policy Analyst and Technical Assistant to the Director General
23. National Information Technology Agency (NITA), Director General; Ghana Open Data Initiative (GOBI) Web Portal Specialist, and Project Manager
24. Oxfam, Regional Program Advisor, Active Citizenship, and Executive Industries Advocacy Officer
25. Parliamentary Accounts Committee, Vice-Chair and members of Parliament
26. Peace Corps, Country Director
27. PenPlusBytes
28. Rancard Consulting
29. Social Enterprise Development Foundation of Ghana (SEND-Ghana), Country Director
30. Strengthening Transparency, Accountability, and Responsiveness in Ghana (STAR-Ghana), Program Manager, and Media Officer
31. Third World Network (TWN), Coordinator
32. USAID/Ghana, Acting Deputy Mission Director (Program Office Director)
33. USAID/Ghana Health Office, Resiliency in Northern Ghana (RING) Program Coordinator
34. USAID/Ghana DRG Office, Project Management Specialist, Good Governance
35. USAID/Ghana DRG Office, Project Management Specialist and Deputy Team Leader
36. USAID/Ghana Program Office, Budget Reporting Specialist
37. USAID/WA, Acting Deputy Mission Director (Regional Controller)
38. US Department of Agriculture (USDA) DAS, Regional Agricultural Counselor

DONOR ROUND-TABLE PARTICIPANTS:

1. AusAID, First Secretary, Donor Coordination West Africa
2. DfID, Deputy Programme Manager, Strategy Results and Transparency Team
3. International Labor Organization (ILO), Chief Technical Officer, Maternity Protection Project
4. UNDP, Aid Coordination Programme Officer
5. USAID

APPENDIX 2: GHANA DESK STUDY

GENERAL BACKGROUND INFORMATION

(Source: CIA Factbook, unless otherwise noted)

Population: 25,758,108

Rural Population (% of total population): 47% (World Bank 2012)

Religions: Christian 71.2% (Pentecostal/Charismatic 28.3%, Protestant 18.4%, Catholic 13.1%, Other 11.4%); Muslim 17.6%; Traditional 5.2%; Other 0.8%; None 5.2% (2010 census)

Age Distribution: Age structure: 0-14 years: 38.6%; 15-24 years: 18.7%; 25-54 years: 33.8%; 55-64 years: 4.1%; 65 years and over: 4.1% (2014 est.)

Life Expectancy: 65.75 years (2014 est.)

Languages: Asante 14.8%, Ewe 12.7%, Fante 9.9%, Boron (Brong) 4.6%, Dagomba 4.3%, Dangme 4.3%, Dagarte (Dagaba) 3.7%, Akyem 3.4%, Ga 3.4%, Akuapem 2.9%, Other (includes English (official)) 36.1% (2000 census)

Literacy: Definition - age 15 and over can read and write. Total population: 71.5%

Unemployment, Youth Ages 15-24: total: 16.6%

Unemployment Rate: 11% (2000 est.)

Internet Users Per 100 people: 17.1 (World Bank 2012)

Mobile Phone Users Per 100 people: 101 (World Bank 2012)

Head of State: John Dramani MAHAMA (since 24 July 2012) National Democratic Congress; Vice President Kwesi Bekoe AMISSAH-ARTHUR (since 6 August 2012); President MAHAMA assumed office due to the death of former president John Atta MILLS and subsequently won the December 2012 presidential election; the president is both the chief of state and head of government

Political Parties and Leaders:

- Convention People's Party or CPP [Samia NKRUMAH]
- National Democratic Congress or NDC [John Dramani MAHAMA]
- New Patriotic Party or NPP [Paul AFOKO]
- People's National Convention or PNC [Alhaji Amed RAMADAN]
- Listed are four of the more popular political parties as of December 2012; there are more than 20 registered parties

Administrative Division: 10 regions: Ashanti, Brong-Ahafo, Central, Eastern, Greater Accra, Northern, Upper East, Upper West, Volta, and Western

Economy:

Ghana's economy has been strengthened by a quarter century of relatively sound management, a competitive business environment, and sustained reductions in poverty levels. In late 2010, Ghana was re-categorized as a lower middle-income country. Ghana is well endowed with

natural resources and agriculture accounts for roughly one-quarter of GDP and employs more than half of the workforce, mainly small landholders. The services sector accounts for 50% of GDP. Gold and cocoa production and individual remittances are major sources of foreign exchange. Oil production at Ghana's offshore Jubilee field began in mid-December 2010, and is producing close to target levels. Additional oil projects are being developed and are expected to come on line in a few years. Estimated oil reserves have jumped to almost 700 million barrels and Ghana's growing oil industry is expected to boost economic growth as the country faces the consequences of two years of loose fiscal policy, high budget and current account deficits, and a depreciating currency. President Mahama faces challenges in managing a population that is unhappy with living standards and that perceives they are not reaping the benefits of oil production because of political corruption.

GDP Per Capita: US$1850 (current US$) (World Bank 2013)

GDP Growth: 7.9 (2013 est.)

Net ODA Per Capita: US$ 71 (current US$) (World Bank 2012)

Net ODA Received: (% of GNI) 4.6 % (World Bank 2012)

Net Official Development Aid Received: US$ 1,807,910,000 (current US$) (World Bank 2012)

Remittances Received (US$): US$137,952,000 (current US$) (World Bank 2012)

GDP - Composition, by Sector of Origin: (2013 est.)

Agriculture: 21.5%

Industry: 28.7%

Services: 49.8%

Agriculture - Products: cocoa, rice, cassava (manioc), peanuts, corn, shea nuts, bananas; timber

Industries: mining, lumbering, light manufacturing, aluminum smelting, food processing, cement, small commercial ship building, and petroleum

Labor Force - by Occupation: (2005 est.)

Agriculture: 56%

Industry: 15%

Services: 29%

Fiscal Year = calendar year

APPENDIX 3: CY2012 U.S. ASSISTANCE TO GHANA

ODA Net Disbursements, reported in $US thousands
Source: U.S. Official Development Assistance Database

DAC Sector Name	USAID	MCC	State	USDA	DoD	Treasury	HHS	Interior	Peace Corps	TDA	Energy	Afr. Dev. Found.	DOJ	Total
Basic Education	13,997	.	.	.	.	.	.	.	1,593	.	.	.	.	15,590
Post-Secondary Education	745	.	.	.	.	.	.	.	.	.	.	.	.	745
Health, General	13	.	.	.	.	.	13	.	.	.	.	.	.	26
Basic Health	30,034	.	.	.	.	.	.	.	998	.	.	.	.	31,032
Population Policies/Programmes and Reproductive Health	27,741	.	186	.	92	.	4,628	.	111	.	.	.	.	32,758
Water Supply and Sanitation	4,714	.	.	.	.	.	.	.	.	.	.	.	.	4,714
Government and Civil Society, General	5,475	314	324	.	.	691	.	.	.	.	.	.	48	6,851
Other Social Infrastructure and Services	388	6,850	.	.	.	.	.	.	840	.	.	.	.	8,078
Transport and Storage	.	42,389	.	.	.	.	.	.	.	300	.	.	.	42,689
Energy Generation and Supply	300	.	.	.	.	.	.	.	.	226	158	.	.	683
Banking and Financial Services	247	5,779	.	.	.	13	.	.	.	99	.	.	.	6,139
Business and Other Services	49	.	.	.	.	.	.	.	.	.	.	.	.	49
Agriculture	35,023	18,435	.	107	.	.	.	.	.	.	.	12	.	53,577
Industry	.	.	.	.	.	.	.	.	.	.	.	.	.	.
Mineral Resources and Mining	.	.	.	.	.	.	.	.	.	42	.	.	.	42
Construction	.	.	.	.	.	.	.	.	.	.	.	16	.	16
Trade Policy and Regulations	1	.	.	.	.	.	.	.	.	.	.	.	.	1
General Environmental Protection	2,615	66	.	.	.	.	.	88	813	.	.	.	.	3,581
Other Multisector	1,822	9,800	.	.	.	.	.	.	163	.	.	145	.	11,931
Emergency Response	50	.	2,052	.	.	.	.	.	.	.	.	.	.	2,102
TOTAL	123,215	83,633	2,562	107	92	704	4,640	88	4,519	667	158	173	48	220,605

Note: Totals may not add up accurately due to rounding. Negative values result when amounts received by the US Government are greater than gross disbursements from the US Government. Source: U.S. CRS++ Submission to the OECD/DAC via the USAID Foreign Assistance Database Prepared by USAID Economic Analysis and Data Services on February 11, 2014

APPENDIX 4: GHANA OVERVIEW DOCUMENT

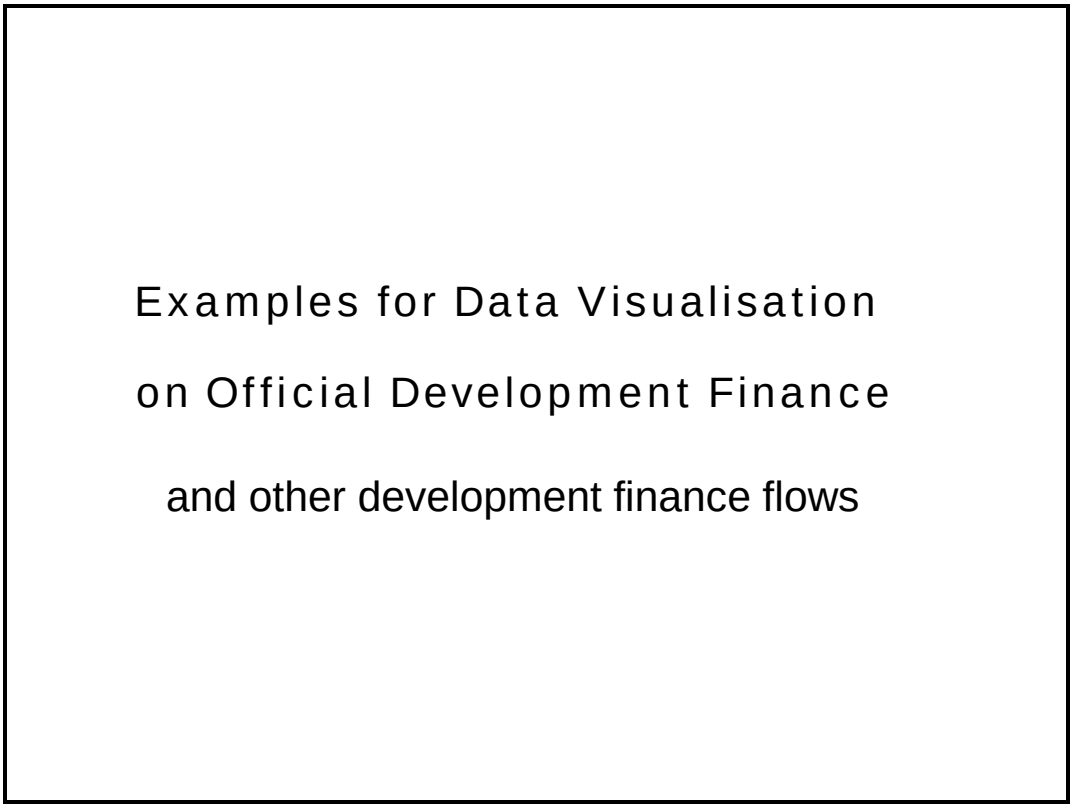

US Aid Transparency Efforts

The U.S. government is committed to enhancing international aid transparency. The objectives of improving aid transparency are to:

1) Enhance foreign aid's development usefulness by assisting recipient governments to better manage their aid flows and empower citizens to hold governments accountable for how assistance is used

2) Increase the efficacy of foreign assistance by providing a clearer understanding of what we are doing, where, and to what effect

3) Strengthen international accountability by providing greater access to information to help host country governments and international civil society to hold donors accountable for the quality and quantity of aid flows.

Aid Transparency Country Pilots

With these objectives, USAID is conducting three aid transparency country pilots in Zambia, Ghana, and Bangladesh.

Goal: Take stock of how aid flows are tracked in each country, assess other aid transparency efforts to date, and inform overall aid transparency policies going forward.

Aid transparency tools will assist partner countries in monitoring public financial and program-related data, thereby promoting greater transparency, accountability, and effective governance.

Existing Aid Transparency Online Tools

Sources:

1) IATI Registry: http://www.iatiregistry.org/

2) Foreign Assistance Dashboard:http://www.foreignassistance.gov/web/default.aspx

3) OpenAidData: www.openaiddata.org

4) D-Portal: www.d-portal.org

5) AKVO OpenAidSearch: http://www.openaidsearch.org/

6) Development Initiatives – Development Finance:

http://devinit.org/data-visualization/datavisualization-all-resources/

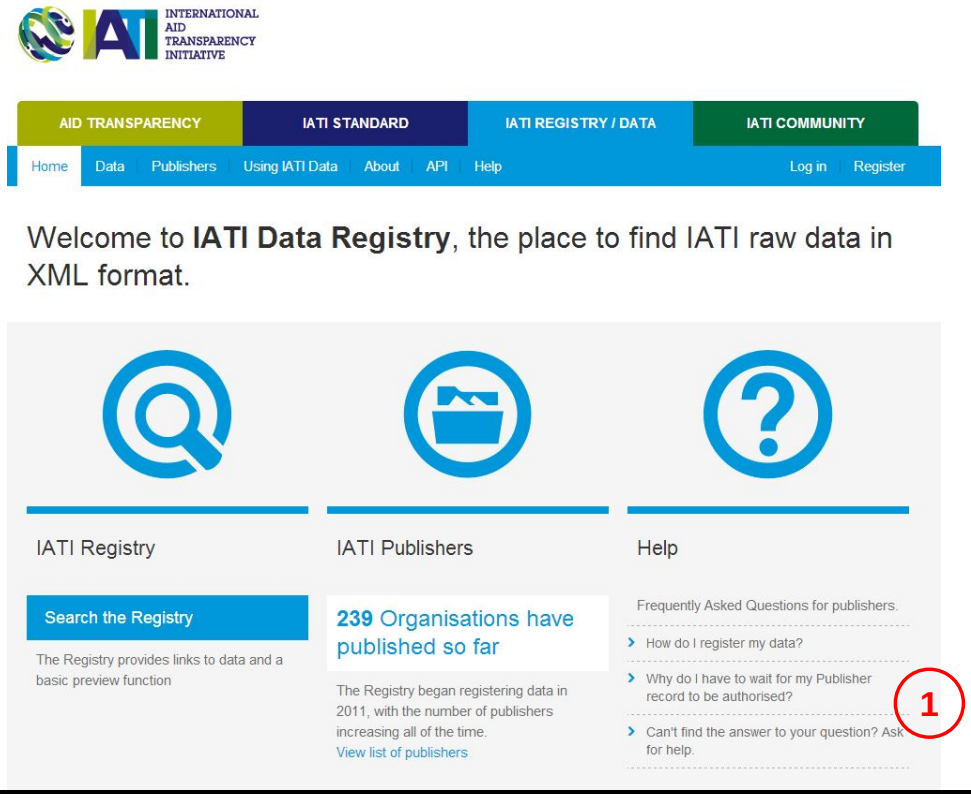

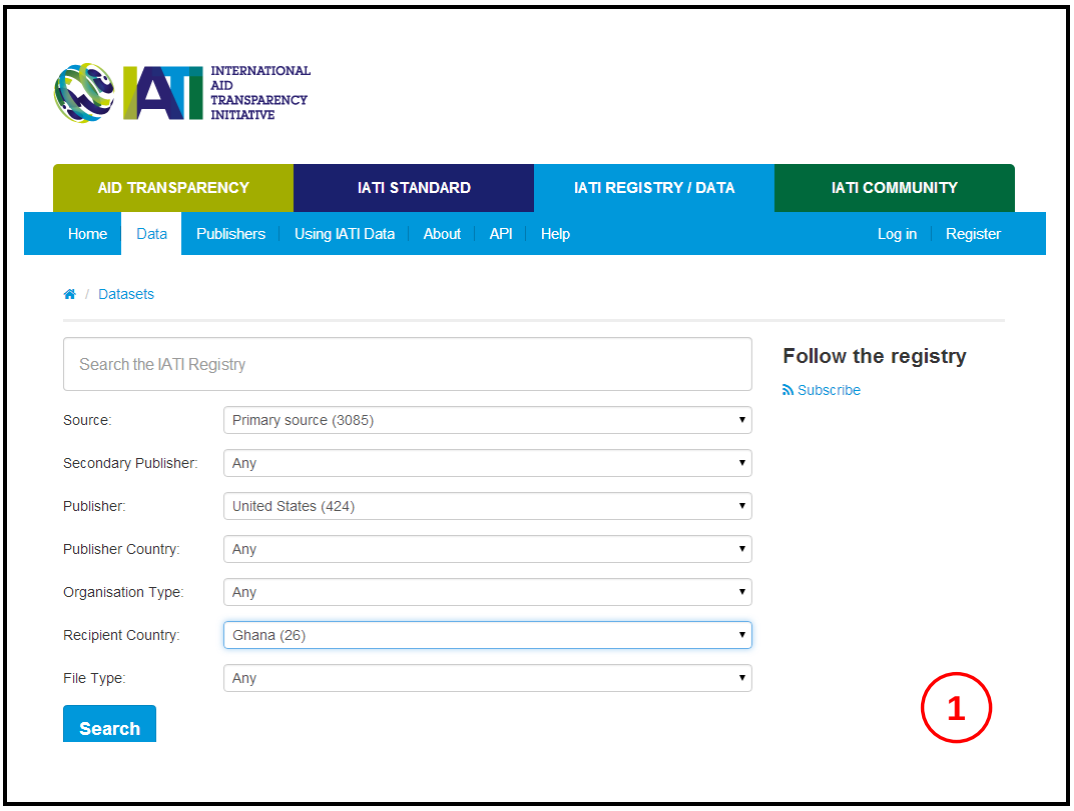
INTERNATIONAL AID TRANSPARENCY INITIATIVE
AID TRANSPARENCY
IATI STANDARD
IATI REGISTRY / DATA
IATI COMMUNITY
Home
Data
Publishers
Using IATI Data
About
API
Help
Log in
Register
Datasets
Search the IATI Registry
Follow the registry
Subscribe
Source:
Primary source (3085)
Secondary Publisher:
Any
Publisher:
United States (424)
Publisher Country:
Any
Organisation Type:
Any
Recipient Country:
Ghana (26)
File Type:
Any
Search
1

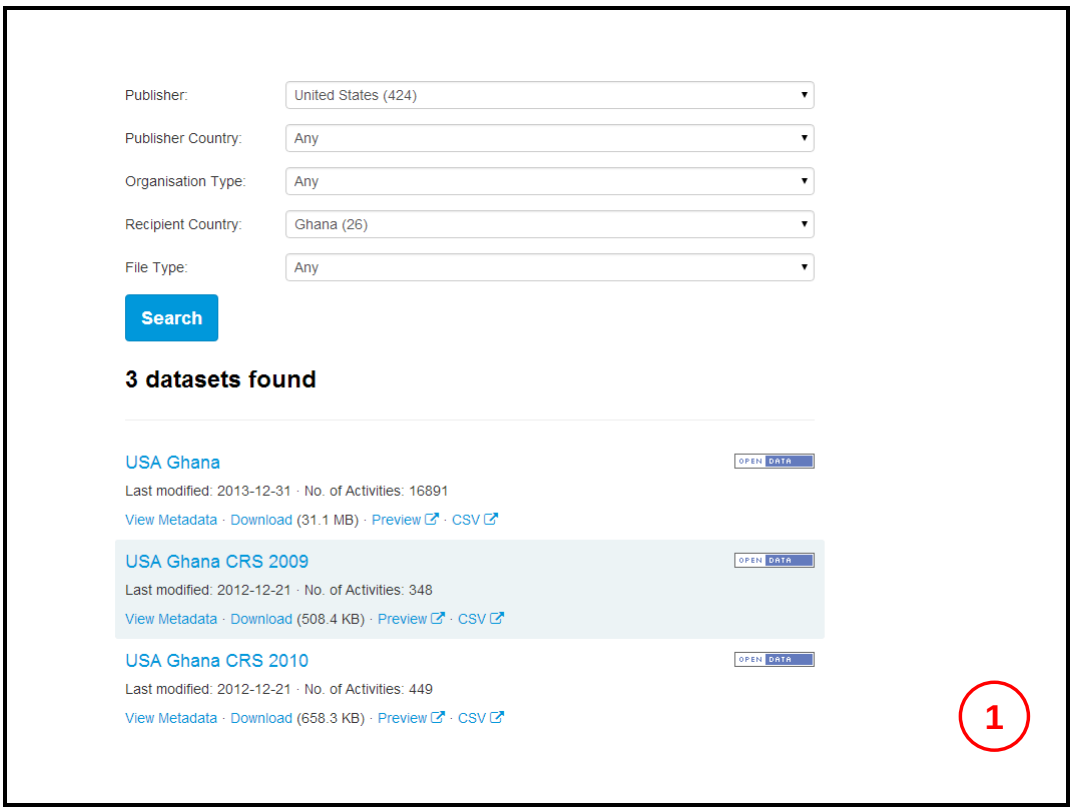
Publisher:
United States (424)
Publisher Country:
Any
Organisation Type:
Any
Recipient Country:
Ghana (26)
File Type:
Any
Search
3 datasets found
USA Ghana
OPEN DATA
Last modified: 2013-12-31 · No. of Activities: 16891
View Metadata · Download (31.1 MB) · Preview · CSV
USA Ghana CRS 2009
OPEN DATA
Last modified: 2012-12-21 · No. of Activities: 348
View Metadata · Download (508.4 KB) · Preview · CSV
USA Ghana CRS 2010
OPEN DATA
Last modified: 2012-12-21 · No. of Activities: 449
View Metadata · Download (658.3 KB) · Preview · CSV
1

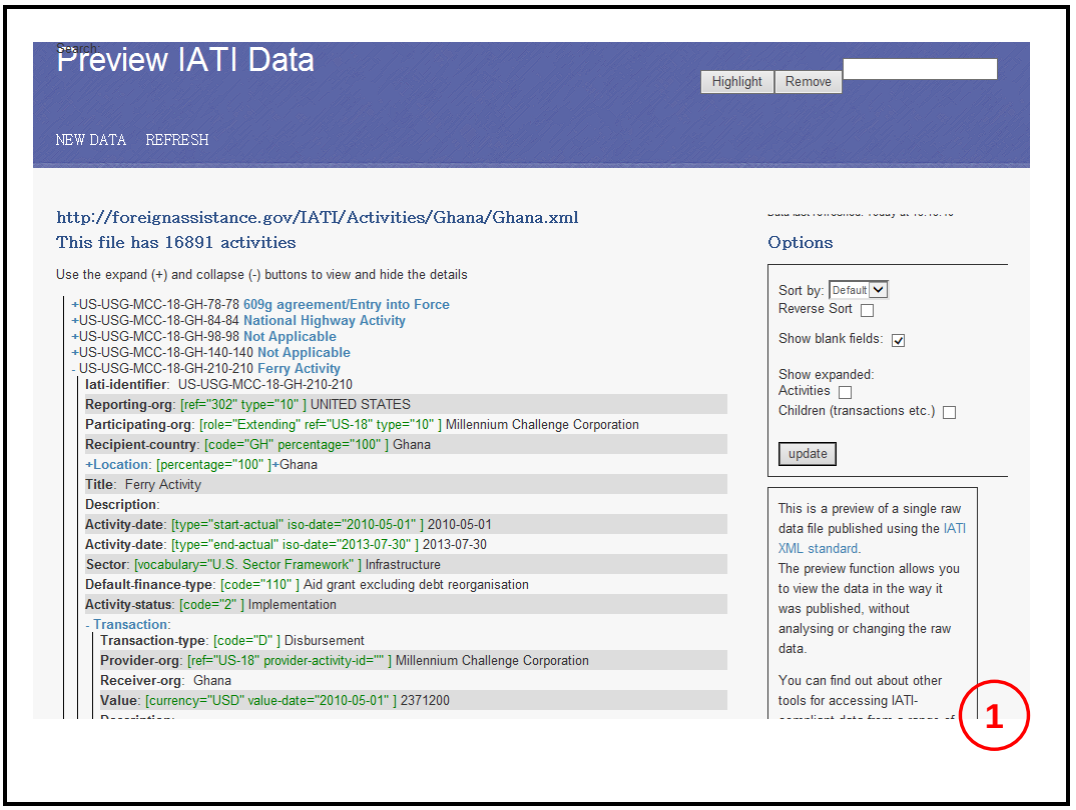
Search:
Preview IATI Data
Highlight
Remove
NEW DATA
REFRESH
http://foreignassistance.gov/IATI/Activities/Ghana/Ghana.xml
This file has 16891 activities
Use the expand (+) and collapse (-) buttons to view and hide the details
+US-USG-MCC-18-GH-78-78 609g agreement/Entry into Force
+US-USG-MCC-18-GH-84-84 National Highway Activity
+US-USG-MCC-18-GH-98-98 Not Applicable
+US-USG-MCC-18-GH-140-140 Not Applicable
- US-USG-MCC-18-GH-210-210 Ferry Activity
Iati-identifier: US-USG-MCC-18-GH-210-210
Reporting-org: [ref="302" type="10"] UNITED STATES
Participating-org: [role="Extending" ref="US-18" type="10"] Millennium Challenge Corporation
Recipient-country: [code="GH" percentage="100"] Ghana
+Location: [percentage="100"]+Ghana
Title: Ferry Activity
Description:
Activity-date: [type="start-actual" iso-date="2010-05-01"] 2010-05-01
Activity-date: [type="end-actual" iso-date="2013-07-30"] 2013-07-30
Sector: [vocabulary="U.S. Sector Framework"] Infrastructure
Default-finance-type: [code="110"] Aid grant excluding debt reorganisation
Activity-status: [code="2"] Implementation
- Transaction:
Transaction-type: [code="D"] Disbursement
Provider-org: [ref="US-18" provider-activity-id=""] Millennium Challenge Corporation
Receiver-org: Ghana
Value: [currency="USD" value-date="2010-05-01"] 2371200
Options
Sort by: Default
Reverse Sort
Show blank fields:
Show expanded:
Activities
Children (transactions etc.)
update
This is a preview of a single raw data file published using the IATI XML standard.
The preview function allows you to view the data in the way it was published, without analysing or changing the raw data.
You can find out about other tools for accessing IATI-
1

FOREIGNASSISTANCE.GOV v1.1
search the data
WHAT'S COMING | WHERE IS THE MONEY GOING? | WHAT YOU SHOULD KNOW | FAQS | CONTACT US | IATI | DATA | API
Foreign Assistance By Country Office
CLICK TO VIEW MORE
Global Health
NEW
Explore extensive detailed foreign assistance transaction records
Transaction data includes up to 30 data fields, including location, purpose statement, and implementing agent.
Things you should know
Discover the top 10 things you should know about the data before you get started.
Join our mailing list to stay informed of changes on ForeignAssistance.gov.
PRIVACY POLICY | ACCESSIBILITY | PRINTER-FRIENDLY
2

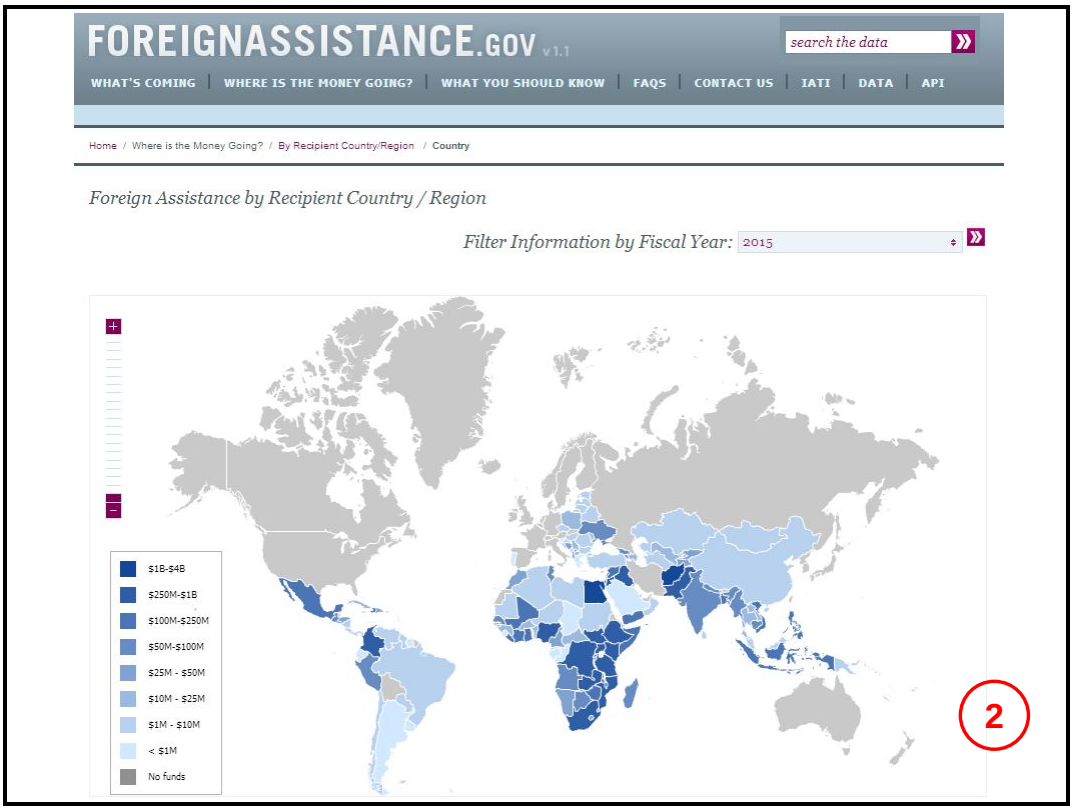
FOREIGNASSISTANCE.GOV v1.1
search the data
WHAT'S COMING | WHERE IS THE MONEY GOING? | WHAT YOU SHOULD KNOW | FAQS | CONTACT US | IATI | DATA | API
Home / Where is the Money Going? / By Recipient Country/Region / Country
Foreign Assistance by Recipient Country / Region
Filter Information by Fiscal Year: 2015
$1B-$4B
$250M-$1B
$100M-$250M
$50M-$100M
$25M - $50M
$10M - $25M
$1M - $10M
< $1M
No funds
2

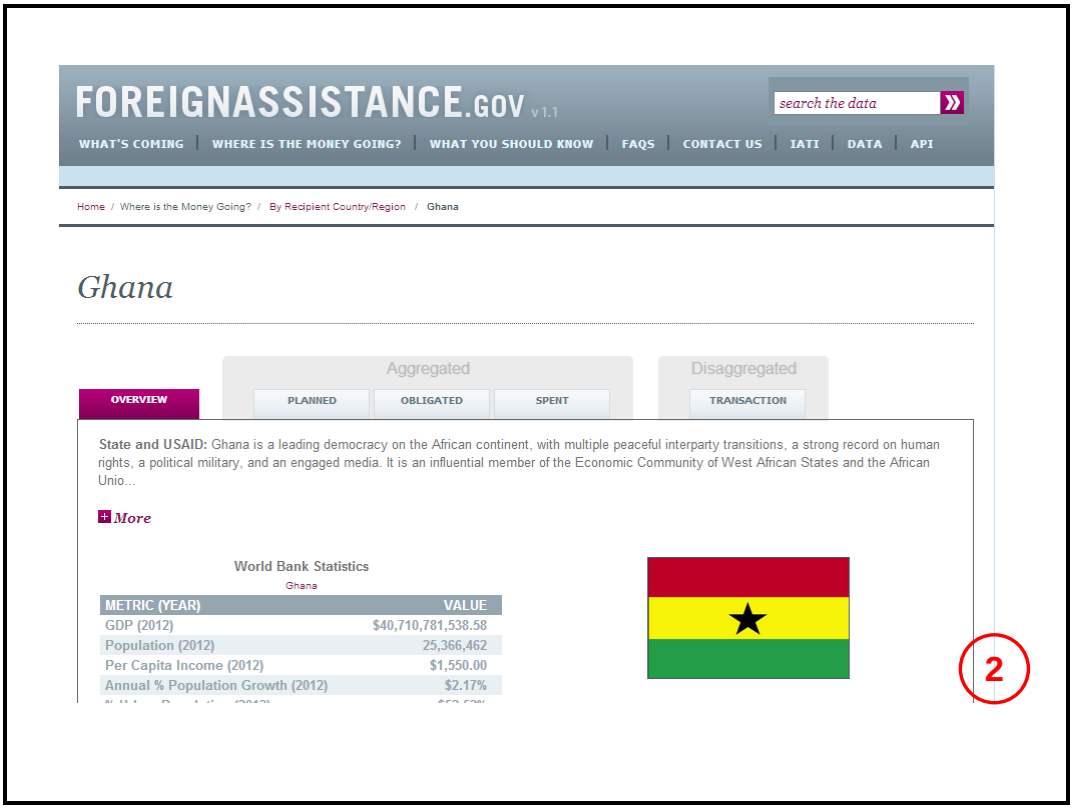
FOREIGNASSISTANCE.GOV v1.1
search the data
WHAT'S COMING | WHERE IS THE MONEY GOING? | WHAT YOU SHOULD KNOW | FAQS | CONTACT US | IATI | DATA | API
Home / Where is the Money Going? / By Recipient Country/Region / Ghana
Ghana
Aggregated
Disaggregated
OVERVIEW
PLANNED
OBLIGATED
SPENT
TRANSACTION
State and USAID: Ghana is a leading democracy on the African continent, with multiple peaceful interparty transitions, a strong record on human rights, a political military, and an engaged media. It is an influential member of the Economic Community of West African States and the African Unio...
More
World Bank Statistics
Ghana
METRIC (YEAR) VALUE
GDP (2012) $40,710,781,538.58
Population (2012) 25,366,462
Per Capita Income (2012) $1,550.00
Annual % Population Growth (2012) $2.17%
2

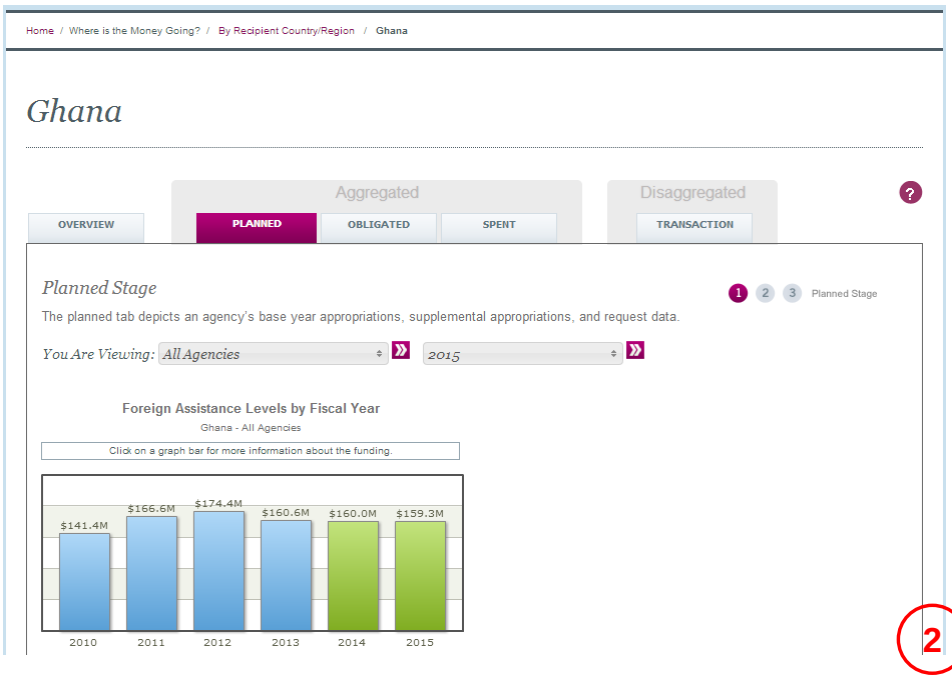
Home / Where is the Money Going? / By Recipient Country/Region / Ghana
Ghana
Aggregated
Disaggregated
OVERVIEW
PLANNED
OBLIGATED
SPENT
TRANSACTION
Planned Stage
1 2 3 Planned Stage
The planned tab depicts an agency's base year appropriations, supplemental appropriations, and request data.
You Are Viewing: All Agencies
2015
Foreign Assistance Levels by Fiscal Year
Ghana - All Agencies
Click on a graph bar for more information about the funding.
$141.4M
$166.6M
$174.4M
$160.6M
$160.0M
$159.3M
2010
2011
2012
2013
2014
2015

2

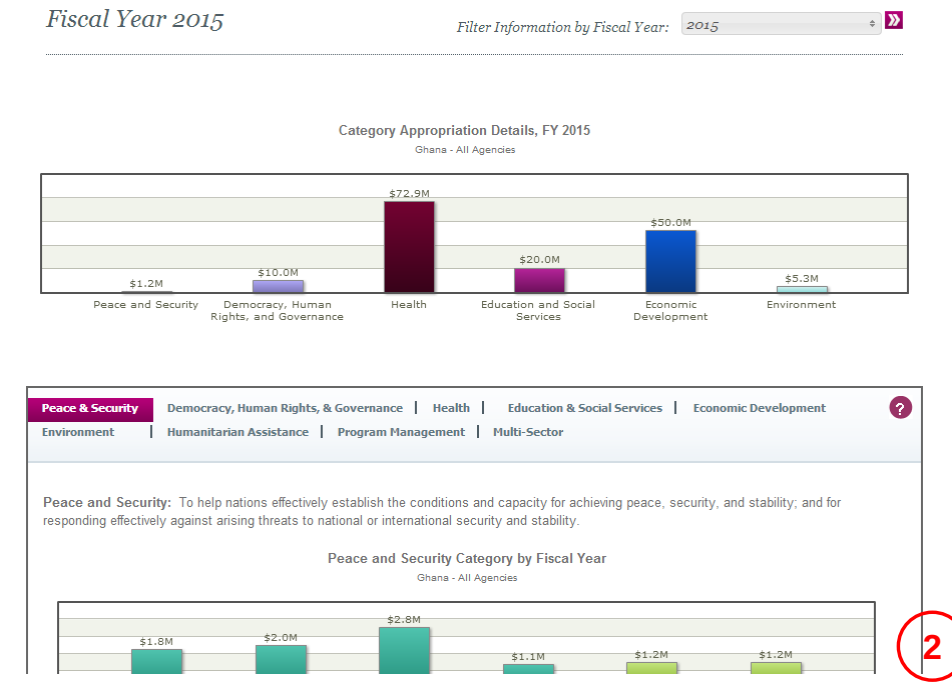
Fiscal Year 2015
Filter Information by Fiscal Year: 2015
Category Appropriation Details, FY 2015
Ghana - All Agencies
$1.2M
$10.0M
$72.9M
$20.0M
$50.0M
$5.3M
Peace and Security
Democracy, Human Rights, and Governance
Health
Education and Social Services
Economic Development
Environment
Peace & Security
Democracy, Human Rights, & Governance
Health
Education & Social Services
Economic Development
Environment
Humanitarian Assistance
Program Management
Multi-Sector
Peace and Security: To help nations effectively establish the conditions and capacity for achieving peace, security, and stability; and for responding effectively against arising threats to national or international security and stability.
Peace and Security Category by Fiscal Year
Ghana - All Agencies
$1.8M
$2.0M
$2.8M
$1.1M
$1.2M
$1.2M

2

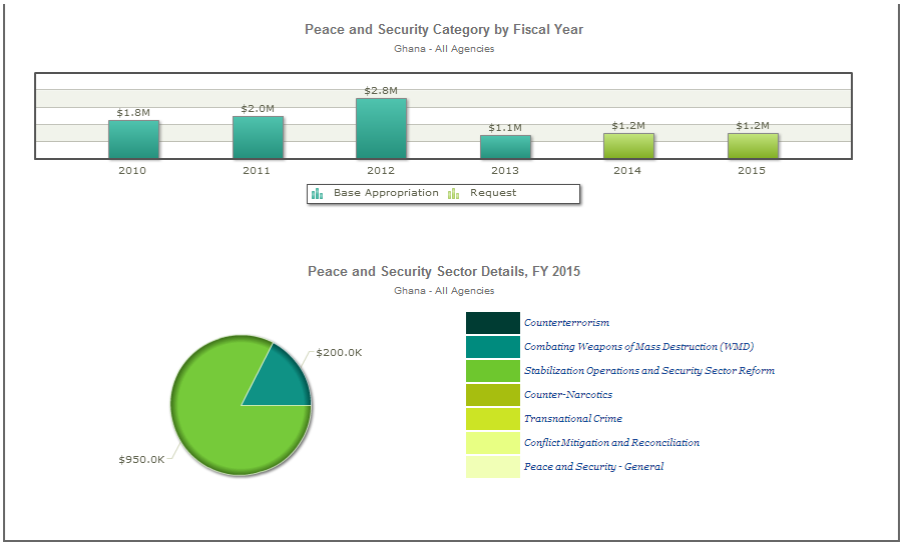

DoS Website • USAID Website • MCC Website

PRIVACY POLICY | ACCESSIBILITY | PRINTER FRIENDLY

2

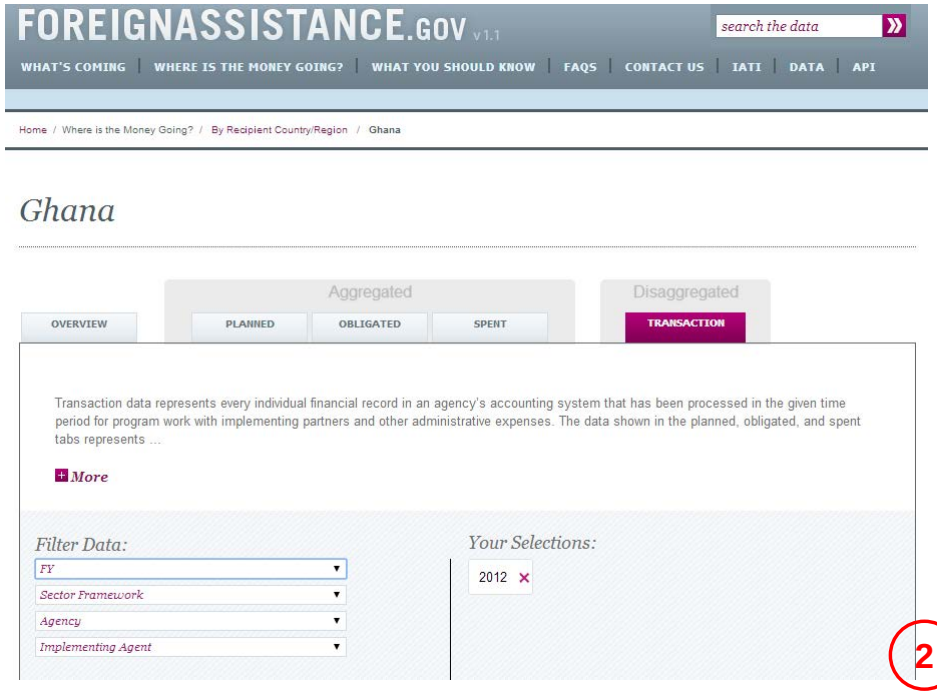

2

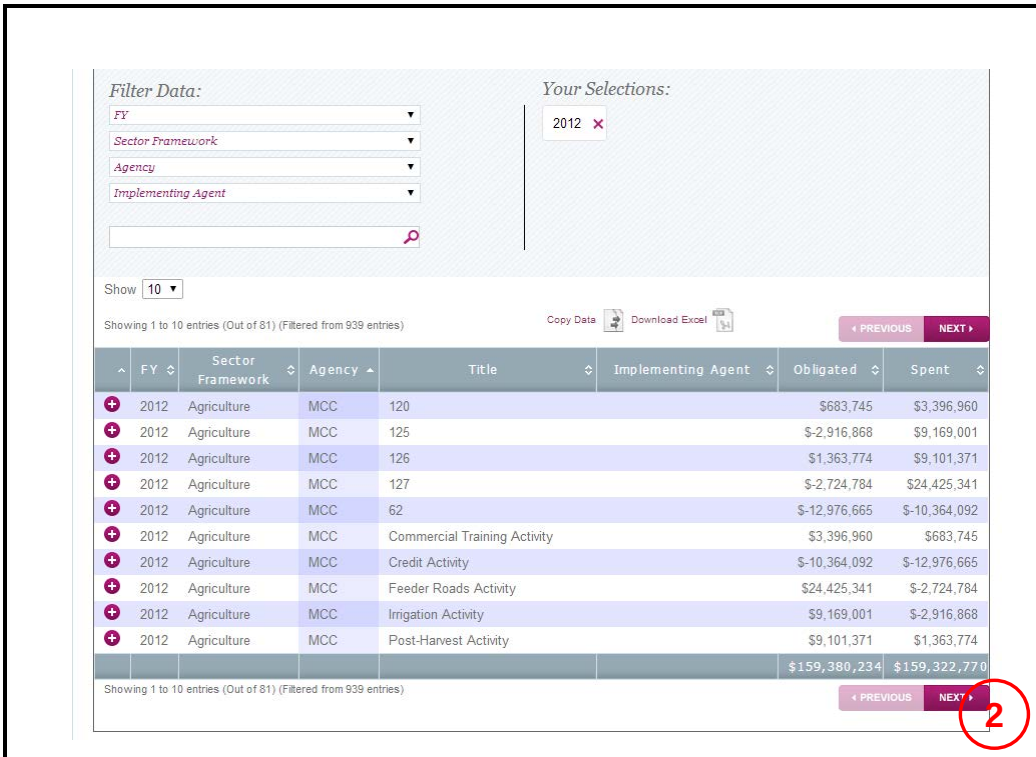
Filter Data:
FY
Sector Framework
Agency
Implementing Agent
Your Selections:
2012
Show 10
Showing 1 to 10 entries (Out of 81) (Filtered from 939 entries)
Copy Data
Download Excel
PREVIOUS
NEXT
FY
Sector Framework
Agency
Title
Implementing Agent
Obligated
Spent
2012 Agriculture MCC 120 $683,745 $3,396,960
2012 Agriculture MCC 125 $-2,916,868 $9,169,001
2012 Agriculture MCC 126 $1,363,774 $9,101,371
2012 Agriculture MCC 127 $-2,724,784 $24,425,341
2012 Agriculture MCC 62 $-12,976,665 $-10,364,092
2012 Agriculture MCC Commercial Training Activity $3,396,960 $683,745
2012 Agriculture MCC Credit Activity $-10,364,092 $-12,976,665
2012 Agriculture MCC Feeder Roads Activity $24,425,341 $-2,724,784
2012 Agriculture MCC Irrigation Activity $9,169,001 $-2,916,868
2012 Agriculture MCC Post-Harvest Activity $9,101,371 $1,363,774
$159,380,234 $159,322,770
Showing 1 to 10 entries (Out of 81) (Filtered from 939 entries)
PREVIOUS
NEXT
2

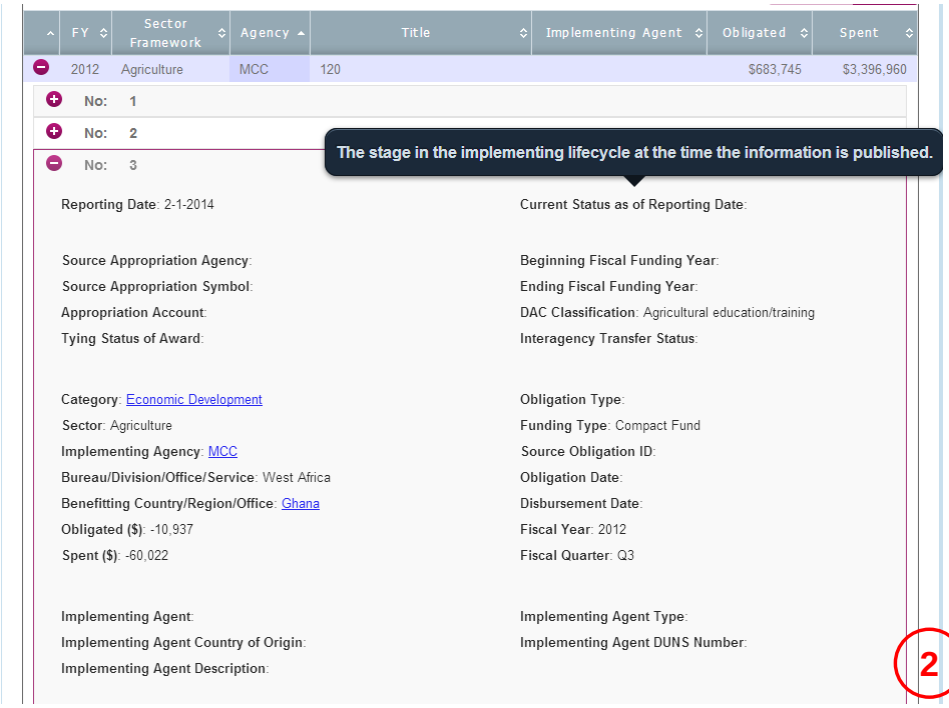
FY
Sector Framework
Agency
Title
Implementing Agent
Obligated
Spent
2012 Agriculture MCC 120 $683,745 $3,396,960
No: 1
No: 2
No: 3
The stage in the implementing lifecycle at the time the information is published.
Reporting Date: 2-1-2014
Current Status as of Reporting Date:
Source Appropriation Agency:
Source Appropriation Symbol:
Appropriation Account:
Tying Status of Award:
Beginning Fiscal Funding Year:
Ending Fiscal Funding Year:
DAC Classification: Agricultural education/training
Interagency Transfer Status:
Category: Economic Development
Sector: Agriculture
Implementing Agency: MCC
Bureau/Division/Office/Service: West Africa
Benefitting Country/Region/Office: Ghana
Obligated ($): -10,937
Spent ($): -60,022
Obligation Type:
Funding Type: Compact Fund
Source Obligation ID:
Obligation Date:
Disbursement Date:
Fiscal Year: 2012
Fiscal Quarter: Q3
Implementing Agent:
Implementing Agent Country of Origin:
Implementing Agent Description:
Implementing Agent Type:
Implementing Agent DUNS Number:
2

Start | Recipient Countries | Sectors | Donors | Trends | Twitter | About | Feedback | Blog

Open Aid Data

Aid data from big to small. Past, present, and future.

All Sectors in Ghana - 2012

All Years

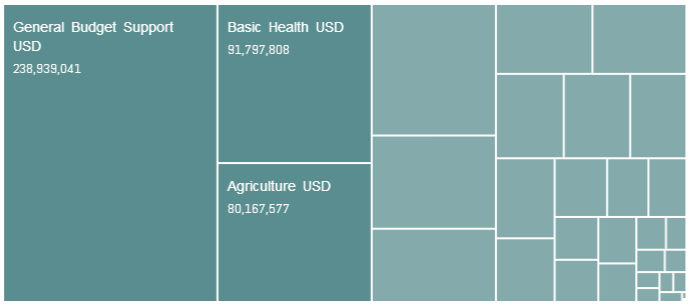

Source: OECD: CRS Database | Please check the disclaimer on data.

In Ghana there were 9,563 projects by the Official Development Assistance between 2000 and 2012 Of which 7,914,993,686 USD were spent and 20,391,607,796 USD were committed. In the recipients list from the ODA, in the last 12 years Ghana has been positioned in the 16 place of a total of 154.

3

Key Indicators since 2000

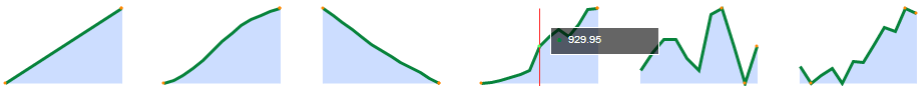

Literacy Rate % of people 15 and above

Life Expectancy at birth (years)

Child Mortality per 1,000 live births

GNI per capita in USD

CO2 emissions metric tons per capita

School Enrollment primary (% net)

Sector Spendings

Creditor Reporting System

Sectors	Amount	%	Projects
General Budget Support	238,939,041 USD	31.36%	5
Basic Health	91,797,808 USD	12.05%	89
Agriculture	80,167,577 USD	10.52%	107
Government & Civil Society-general	61,151,778 USD	8.03%	135
Transport & Storage	43,345,271 USD	5.69%	26
Population Pol./Progr. & Reproductive Health	34,069,206 USD	4.47%	104

IATI Data

Sectors	Amount	Transactions
Multisector aid	221,518,976 USD	8
Agriculture	69,860,729 USD	105
Education policy and administrative management	65,015,747 USD	57
Infrastructure	63,575,052 USD	26
Multi-Sector - Unspecified	49,731,464 USD	74
Immunisation	44,936,514 USD	7

3

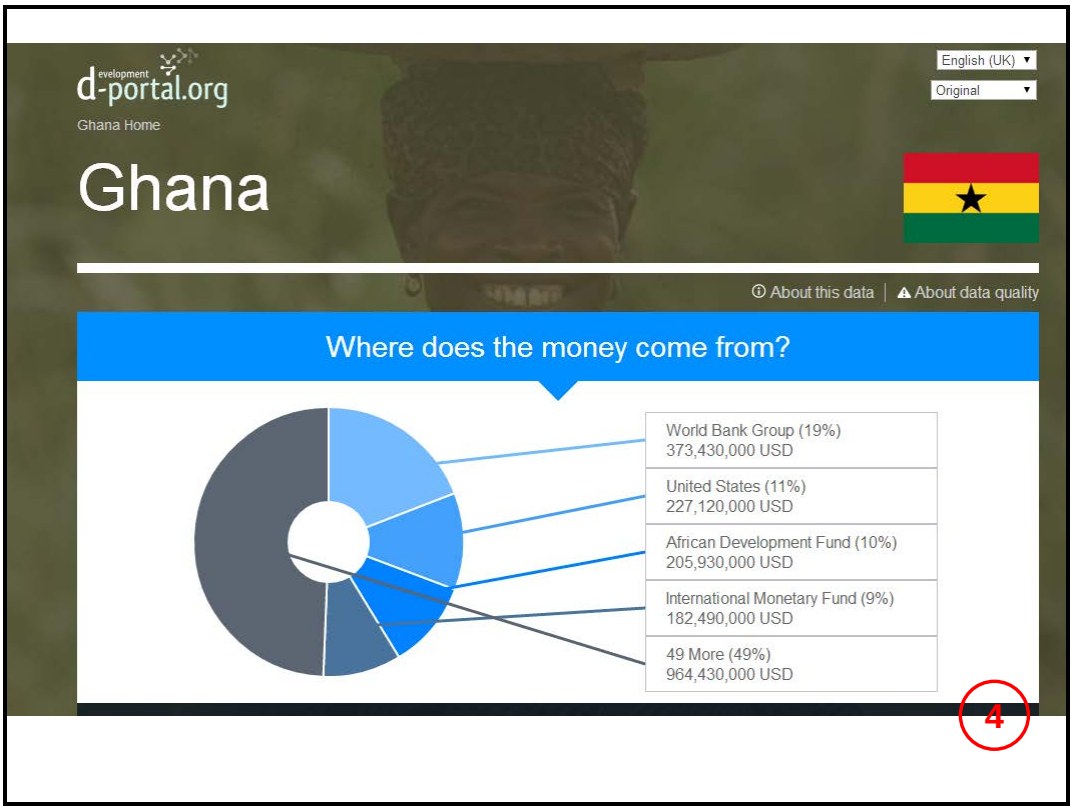
d-portal.org
Ghana Home
English (UK)
Original
Ghana
About this data
About data quality
Where does the money come from?
World Bank Group (19%)
373,430,000 USD
United States (11%)
227,120,000 USD
African Development Fund (10%)
205,930,000 USD
International Monetary Fund (9%)
182,490,000 USD
49 More (49%)
964,430,000 USD
4

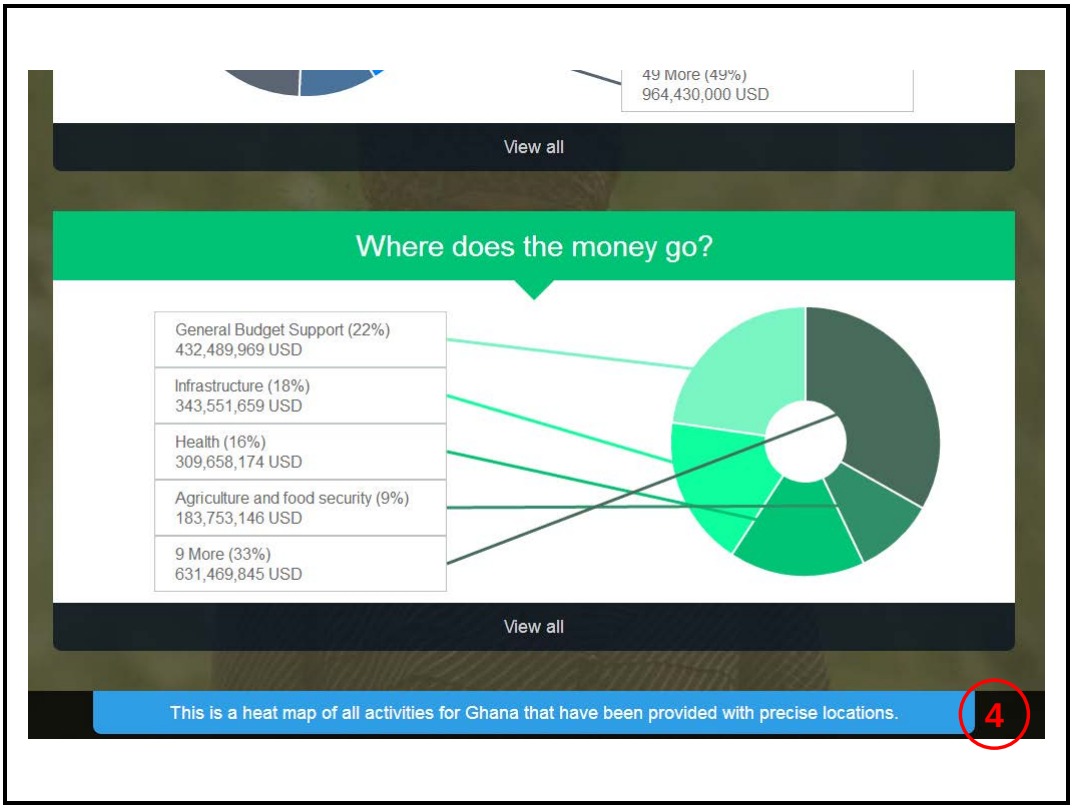
49 More (49%)
964,430,000 USD
View all
Where does the money go?
General Budget Support (22%)
432,489,969 USD
Infrastructure (18%)
343,551,659 USD
Health (16%)
309,658,174 USD
Agriculture and food security (9%)
183,753,146 USD
9 More (33%)
631,469,845 USD
View all
This is a heat map of all activities for Ghana that have been provided with precise locations.
4

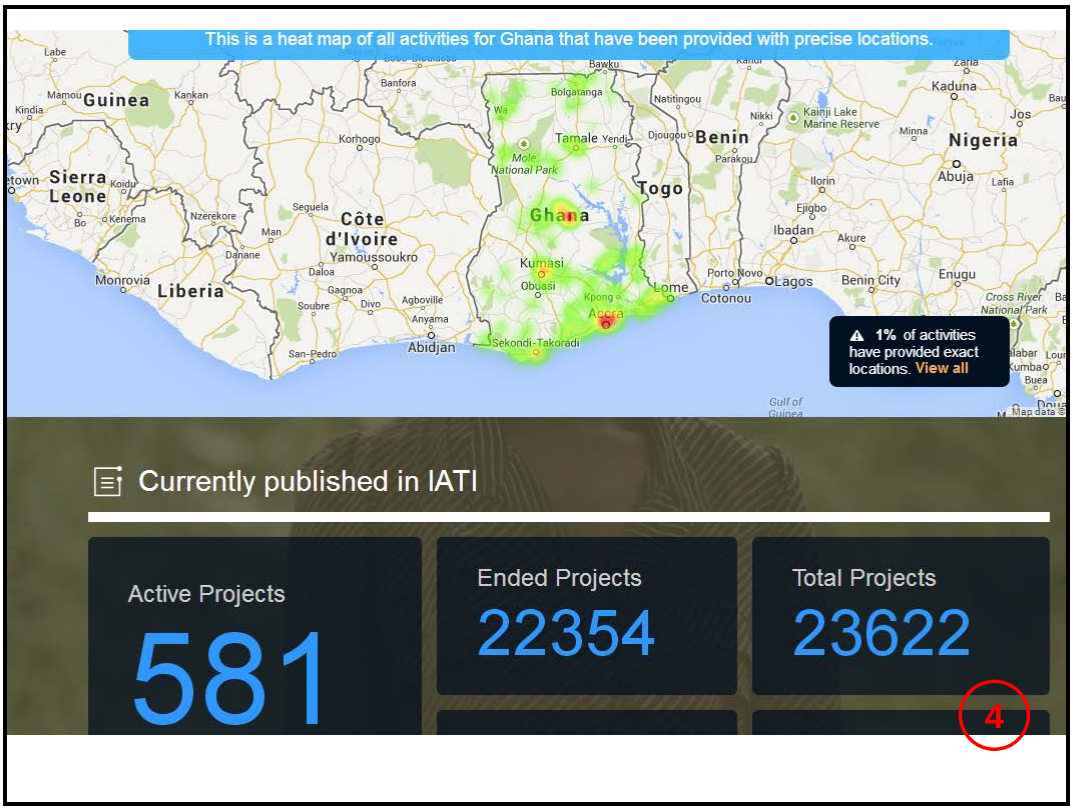
This is a heat map of all activities for Ghana that have been provided with precise locations.
Guinea
Sierra Leone
Liberia
Côte d'Ivoire
Ghana
Togo
Benin
Nigeria
Kumasi
Accra
Lome
Cotonou
Lagos
Abidjan
Monrovia
Abuja
Kaduna
Jos
Tamale
Kpong
Sekondi-Takoradi
Yamoussoukro
Ibadan
Enugu
Benin City
Kainji Lake Marine Reserve
Mole National Park
Cross River National Park
1% of activities have provided exact locations. View all
Currently published in IATI
Active Projects
581
Ended Projects
22354
Total Projects
23622
4

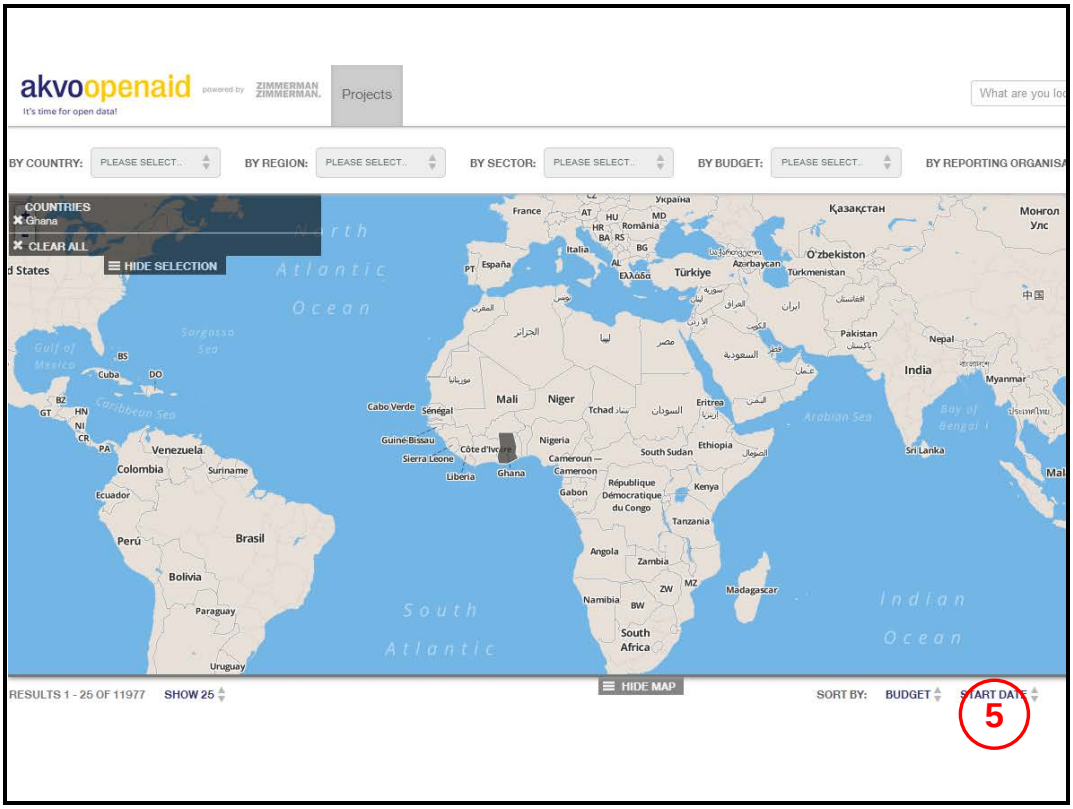
akvoopenaid
It's time for open data!
Projects
BY COUNTRY:
BY REGION:
BY SECTOR:
BY BUDGET:
BY REPORTING ORGANISA
COUNTRIES
Ghana
CLEAR ALL
HIDE SELECTION
North Atlantic Ocean
South Atlantic
Indian Ocean
Mali
Niger
Nigeria
Ghana
Côte d'Ivoire
Liberia
Sierra Leone
Guinée-Bissau
Cabo Verde
Sénégal
Tchad
Eritrea
Ethiopia
South Sudan
Kenya
Tanzania
Angola
Zambia
Namibia
South Africa
Madagascar
Türkiye
Azerbaycan
Türkmenistan
O'zbekiston
Pakistan
India
Nepal
Myanmar
Sri Lanka
Venezuela
Colombia
Suriname
Ecuador
Perú
Brasil
Bolivia
Paraguay
Uruguay
Cuba
Gulf of Mexico
Caribbean Sea
Sargasso Sea
Arabian Sea
Bay of Bengal
RESULTS 1 - 25 OF 11977
SHOW 25
HIDE MAP
SORT BY:
BUDGET
START DATE
5

Accelerating Access to Prevention and Treatment of Malaria through Scaling-Up of Home-Based Care and Indoor Residual Spraying towards the Achievement of the National Strategic Goal

1. Background and Summary: Malaria is endemic in all parts of Ghana and puts its population of 22.4 million at risk of malaria throughout the year. Over the past five years, between 3.1 and 3.5 million cases of clinical malaria were reported in public health facilities each year. Malaria accounts for 37.5% of all outpatient illnesses, 36%

Countries:	Ghana
Principal sector:	No information available
Budget:	US $ 132.094.730
IATI identifier:	47045-GHN-809-G08-M
Start date planned:	2010-01-01

General Budget Support 2006-2008

No description given.

Countries:	Ghana
Principal sector:	Education policy and administrative management, Financial policy and administrative management, Health policy and administrative management, Economic and development policy/planning, Industrial policy and administrative management, Environmental policy and administrative management
Budget:	GBP £ 119.269.684
IATI identifier:	GB-1-103268-101
Start date planned:	2006-01-01

Accelerating Access to Prevention, Treatment, Care and Support for HIV/AIDS Towards Achieving Millennium Development Goals

The goal of the program supported by this grant is to decrease HIV and AIDS-related illness and death through a comprehensive package of prevention, treatment, care and support services and integration of HIV and AIDS and TB activities. The program aims to ensure that the prevalence of HIV and AIDS in Ghana remains below four percent and

Countries:	Ghana
Principal sector:	No information available
Budget:	US $ 113.996.004
IATI identifier:	47045-GHN-506-G06-H
Start date planned:	2006-05-01

Accelerating Access to Prevention, Treatment, and Care and Support for Malaria and Achieving the Millennium

Countries:	Ghana
Principal sector:	No information available

5

The changing picture of international flows by country

With this tool you can explore international resources flows such as ODA, FDI, remittances and loans to developing countries.
Click these examples: Top 5: Remittances, Top 5: ODA, Top 5: Foreign Direct Investment or choose from all the flows and countries below.

Financial flows - Ghana ?

Compare by Resource flows

- Foreign Direct Investment
- Long-term loans
- Official Development Assistan
- Other Official Flows
- Portfolio Equity
- Remittances
- Short-term loans

Clear selections

Location Ghana

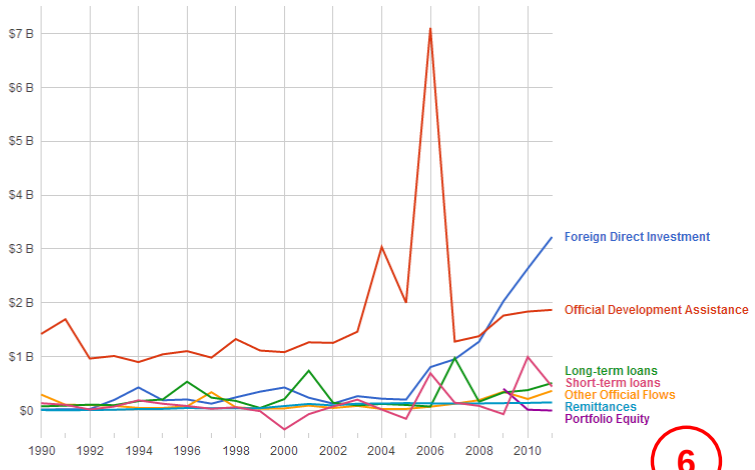

6

With this tool you can explore international resources flows such as ODA, FDI, remittances and loans to developing countries.
Click these examples: Top 5: Remittances, Top 5: ODA, Top 5: Foreign Direct Investment or choose from all the flows and countries below.

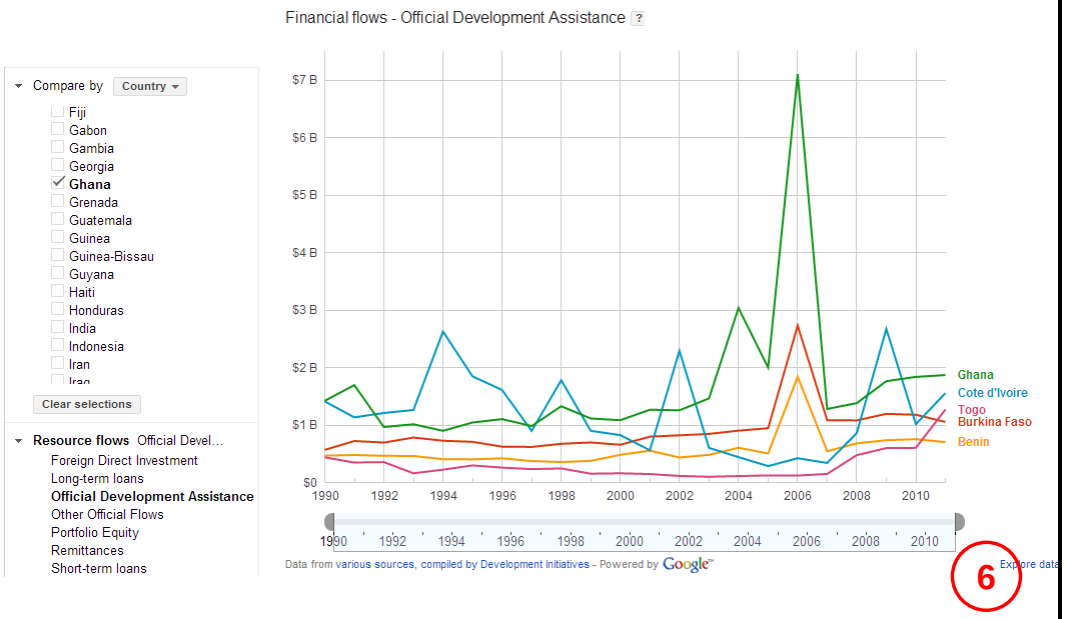

USAID
FROM THE AMERICAN PEOPLE

AID TRANSPARENCY COUNTRY PILOT ASSESSMENT

Country Report: Bangladesh
Study Conducted: September 2014

[This page has been intentionally left blank.]

COUNTRY REPORT: BANGLADESH

AID TRANSPARENCY PILOT STUDY

March 2015

DISCLAIMER

The authors' views expressed in this publication do not necessarily reflect the views of the United States Agency for International Development or the United States Government.

CONTENTS

Acronymns 108
Executive Summary 111
Country Report: Bangladesh Aid Transparency Pilot Study 118
General Information 118
Current Access to Aid iInformation 123
Data needs 127
Data Capacity and Accessibility 129
Appendix I: Information Sources 133
Appendix 2: Desk Study 135
Appendix 3: CY2012 U.S. Assistance to Bangladesh 141
Appendix 4: Bangladesh Overview Document 142

ACRONYMS

Acronym	Full Name
ACC	Anti-Corruption Commission
AIMS	Aid Information Management System
BMP	Bangladesh Mahila Parishad
BRAC	BRAC (formerly Bangladesh Rural Advancement Committee)
BTRC	Bangladesh Telecommunication Regulatory Commission
BWCCI	Bangladesh Women's Chamber of Commerce and Industry
CDC	Center for Disease Control
CPIA	Country Policy and Institutional Assessment Index
COAST	Coastal Association for Social Transformation Trust
CSO	Civil Society Organization
DAC	Development Assistance Committee
DCA	Development Credit Authority
DCR	Development Cooperation Report
DEC	Development Experience Clearinghouse
ENGAGE	Encouraging Good Governance and Global Anti-Corruption Efforts
ERD	Economic Relations Division (Part of the MoF)
EU	European Union – EuropeAid Development and Cooperation
FABA	Foreign Aid and Budget Account Unit (Part of the MoF/ERD)
FBO	Federal Business Opportunities website (FBO.GOV)
FPDS	Federal Procurement Data System (FPDS.GOV)
FSS	Forward Spending Survey

Acronym	Full Name
GIZ	*Gesellschaft für Internationale Zusammenarbeit* (German Development Agency)
GOB	Government of Bangladesh
IATI	International Aid Transparency Initiative
ICT	Information and Communications Technology
IDA	International Development Association of the World Bank
IMF	International Monetary Fund
INGO	International Non-governmental Organization (such as Oxfam or Care)
ITU	International Telecommunications Union
JICA	Japan International Cooperation Agency
KOICA	Korea International Cooperation Agency
LCG	Local Consultative Group
MCC	Millennium Challenge Corporation
MDG	Millennium Development Goals
MoF	Ministry of Finance
NGO	Non-Governmental Organization
ODA	Official Development Assistance
OECD	Organization for Economic Co-operation and Development
OECD DAC	OECD Development Assistance Committee
PWC	PriceWaterhouseCoopers
PPL	USAID Policy, Planning and Learning Bureau
UK	United Kingdom
UNDP	United Nations Development Programme

Acronym	Full Name
USAID	United States Agency for International Development
USG	United States Government
VOICE	Voices for Interactive Choice & Empowerment

EXECUTIVE SUMMARY

GENERAL INFORMATION

From September 22 to 30, 2014, a team of three consultants and one staff member from the United States Agency for International Development (USAID) Policy, Planning and Learning Bureau (PPL), Office of Donor Engagement visited Bangladesh to conduct the third of three Aid Transparency Country Pilot studies. During this time, the team conducted 27 interviews with representatives of the government of Bangladesh (GOB), civil society organizations (CSOs), members of parliament, media organizations, the private sector, and program staff at the USAID/Bangladesh Mission. Following the interviews, all interviewees received an Excel spreadsheet with USG agencies' data from the ForeignAssistance.gov website and a survey on the user friendliness of the ForeignAssistance.gov website. This provided interviewees with immediate access to detailed data on aid from USG agencies. The team participated in donor consultation meetings to discuss how donors share information with the GOB.

The preliminary findings of this country pilot study are summarized below.

CURRENT ACCESS TO INFORMATION ON FOREIGN AID

Aid Transparency on the Government Agenda

Given that the GOB is concerned about aid transparency, it has supported the International Aid Transparency Initiative (IATI) since the initiative's inception. The Secretary of the Economic Relations Division (ERD) within the Ministry of Finance (MoF) is the Vice Chair of the IATI Steering Committee and has promoted the development of an Aid Information Management System in Bangladesh (http://aims.erd.gov.bd), launched October 26, 2014.

NGOs in Bangladesh do not seem to seek increased aid transparency. While one NGO representative from Bangladesh has attended all meetings of the IATI's Technical Advisory Group, advocacy work on aid transparency by NGOs in Bangladesh is not well organized or centralized. However, there are isolated examples of advocacy work, including:

- Transparency International Bangladesh organized a campaign to increase transparency of climate funding in 2012.
- Coastal Association for Social Transformation Trust (COAST) focuses on economic development and civil society and promotes greater transparency within the local NGO community. COAST indicated that there are many challenges in transparency between the INGO community and local organizations, as well as between the government and citizens.

For example, data gaps exist because most INGOs don't proactively disclose data, and NGOs or CSOs don't feel empowered to demand this information.

- Members of the media reported interest in aid transparency among consumers but noted the challenges in improving aid transparency. These challenges are a result of several factors, including corruption, the Information and Communication Technology (ICT) Act (that monitors social media for anti-government sentiment), and a general sense of disempowerment among citizens.

Data Collection by the Government of Bangladesh

The MoF/ERD/Foreign Aid Budget and Account Unit (FABA) is responsible for managing incoming aid flows to Bangladesh. Data on aid flows are published annually in the "Flow of External Resources into Bangladesh" report. In partnership with the UNDP, the ERD Aid Effectiveness working group is also responsible for the development and management of the Aid Information Management System (AIMS)[52]. Since the ERD was transitioning from one data collection method to another, the pilot assessment team is reporting on both.

Gathering Data

The FABA sends out an Excel spreadsheet to all bilateral and multilateral donors who manually report monthly information on loans and quarterly information on grants. The Excel spreadsheet contains the following fields: project title, date of signing, disbursements to date, disbursements for the previous four quarters, and disbursed amount not liquidated. Donors provide information in hard copies so that FABA can develop an overview of all flows. This overview information is for its internal use. FABA shares this information with the Controller General, the International Monetary Fund, the Central Bank, and the planning division. Staff members of FABA and ERD are relatively satisfied, although they lack information on off-budget flows and data on projected activities. Additionally, the manual data collection is subject to data entry errors.

The new AIMS platform replaces this submission method by requiring donors to enter their activities and disbursement data directly online through the system. The AIMS cloud-based system follows the IATI standard and seeks more detailed information than previously requested by FABA, though not all of it is mandatory. This data is made available to the public at the same time that it is entered into the system.

[52] http://aims.erd.gov.bd/

Publishing Information

FABA publishes annual figures on foreign assistance flows in PDF format on the ERD website. According to USAID/Bangladesh, FABA's latest report contained several notable errors, including the omission of major donors and under-reporting of aid flows. AIMS is expected to help prevent these errors in the future.

The GOB collects information on NGOs working in the country through the NGO Affairs Bureau. Each NGO working in Bangladesh is required to register with the NGO Affairs Bureau and provide information on its funding. Aggregate data of annual funding received by each NGO is then transmitted to the FABA.

The ERD and key development partners have created the "Local Consultative Group (LCG)" that encompasses several data exchange fora such as the LCG plenary, the LCG Executive Committee, and LCG sector working groups. In addition, each donor has an annual project review meeting with government representatives. These meetings are primarily focused on the monitoring of activities, strategic discussions, and planning rather than on information exchange.

The Planning Ministry is also involved in development cooperation, but the team was not able to meet with any Ministry representatives on this trip. However, information from other stakeholders suggests that the donors have very little information exchange with the Planning Ministry; this has been a source of complaint for the ministry.

Current Data Access by other Stakeholders in Bangladesh

Stakeholders outside the GOB access information on development cooperation through media reports, the annual report published by the ERD and donor websites. In general, Bangladesh is a data-driven and data-savvy country. As one USAID staff put it, "We are swimming in data." This interest in data is reflected in the fact that Bangladeshi government agencies often provide data on websites that are accessed by NGOs, journalists, and interested citizens. For example, one journalist stated that newspaper readers visit data websites and sources provided by newspaper articles to verify information in the news. At the same time, one media representative criticized data on government websites as often outdated and sometimes erroneous.

Bangladesh has a Freedom of Information Act, which should help citizens' access information from government sources. However, according to one journalist, the process of requesting information under this law is cumbersome and lengthy. Additionally, the 2006 ICT Act amended in 2013 has had a dampening effect on online discussions over corruption and transparency issues, and has raised privacy and freedom of expression concerns.

NGOs and journalists also use direct contacts in ministries or in donor agencies as sources of information. In addition, billboards setup for each project at the project site serve as channels of information. These billboards do not, however, provide detailed information. They usually include the project title, the budget, the timeframe and the implementing agency, and may occasionally provide information on the donor.

Donor Communication Strategies

Donors do not view the public in Bangladesh as their primary audience for communications. Instead, they consider themselves primarily accountable to the public at home and focus communications on the audience in their home countries.

The main communication tools for donors are press releases, project launch events, local websites, and social media. The U.S. Embassy in Dhaka has over one million followers on Facebook. Twitter is less prominent but is gaining traction. Social media is very popular for political discussions and sharing concerns about the government. In contrast to traditional donor communication strategies, citizens frequently use social media to send enquiries to the U.S. Embassy, including on development cooperation.

DATA NEEDS

Data Needs for Multiple Purposes

Stakeholders in Bangladesh are interested in better aid information for a variety of uses. Several civil society representatives explained that higher quality data is needed for citizens to actively engage in project activities, monitor project progress, prevent corruption, and promote accountability. Government representatives stressed the need for information to improve long-term planning and monitoring.

One journalist and data activist stated that both government and donors should provide detailed information on their activities to citizens because citizens have the right to be informed, irrespective of the extent of data usage. In the past, citizens may have refrained from questioning authorities and demanding information, but the younger Bangladeshis feel increasingly empowered to ask for such information. Several interviewees from the ICT sector, media outlets, and advocacy NGOs shared this notion. Increasingly, Bangladesh's citizens are demanding more information and this demand may currently be more pronounced in urban areas among well-educated segments of the population. Members of the media cited the active discussion of political and national issues on Facebook as an example of the changing culture in Bangladesh towards an increased demand for information.

Key Data Needs for Stakeholders in Bangladesh

According to most stakeholders, the public is interested in aid information so that it can hold the government accountable, particularly when projects are large or linked to allegations of government corruption. This interest in information seems to go beyond sensationalist newspaper headlines, and there seems to be a growing sense, particularly among young people, that the citizens have a right to this information. "Where's the Padma Bridge?" was mentioned repeatedly as an example of a long-awaited infrastructure improvement promised by The World Bank, JICA, and Asian Development Bank that does not seem to be moving forward.

While most CSOs confirmed that Bangladeshi citizens are generally interested in aid information, some CSO representatives stressed that the demand for aid information needs to be generated. Many citizens and CSO staff don't know that the information is available. Citizens must understand how an aid project relates to their everyday life before they develop an interest in project level information. Relevant information needs include:

- Sub-national geographic data
- Results data for progress monitoring
- Attribution of multi-donor funds to various donors
- Project documents
- Procurement information
- Level of participation at grassroots / beneficiary level
- Planned and disbursed funds that will allow for medium-term planning (3-5 years)
- Contact information
- Information on how to voice grievances or to report suspected misuse of funds
- Information on off-budget flows to local NGOs and INGOs

A specific data need highlighted by Transparency International Bangladesh and COAST was the need for information on climate funding, since Bangladesh is vulnerable to the adverse effects of climate change and donors have promised significant resources to mitigate climate change.

DATA CAPACITY AND ACCESSIBILITY

Accessibility of information

Internet: Generally, it seems that accessibility of data is not an issue in Bangladesh for intermediaries based in major cities. In recent years, the internet has become increasingly more accessible and has reached a large portion of the population. Even in rural areas, citizens can access the internet via their mobile devices or the 4,545 community service centers within reach of each village. At these community service centers, a local person helps citizens gain access to

government services. Although it was launched two years ago, the program reports 45M services provided to date.

According to an internet activist, internet speed in rural areas can be a problem, but generally people do have adequate access to the internet. There is also demand for internet based information, such as news, political opinion, and medical information. Access to information in Bangladesh is facilitated by the fast development of the ICT sector, as well as social media. Many internet service providers offer free data when browsing Facebook with a smart phone, and there are inexpensive (less than $50) smart phones available in the market. Bangladesh has one of the largest Facebook communities worldwide and the number of Twitter users is growing rapidly.

Traditional Media Outlets: In addition to the internet, newspapers, radio and television are also widely used sources of communication, though the use of radio seems to be on the decline. Several interlocutors acknowledged that illiteracy can be a problem when information is disseminated through printed material. Many Bangladeshi households own a television set or can watch television newscasts in neighborhood shops. Women are likely to have less access to the internet and television than men, and more likely to have access to broadcast media than other forms of media. Therefore, any effort to share aid information more widely and to engage with citizens based on aid information should pay particular attention to women's access to information and feedback mechanisms.

CSO Networks: While accessibility of information is adequate compared to many other developing countries, the poorest section of society and people in remote areas are at risk of being excluded from the internet and other media sources. Existing NGO networks could be used to help close these gaps and reach otherwise excluded people. There are an estimated 3000 registered and 65,000 informal CSOs in Bangladesh that work throughout the country. BRAC, an international development organization based in Bangladesh with multiple activities being implemented nationwide, is the largest non-governmental development organization in the world. Transparency International has 45 local branches with over 6,000 volunteers. Additionally, the women's organization Mahila Parishad has over 130,000 members nationwide. The NGO Mannusher Jonno Foundation financed 122 local organizations working on social accountability in Bangladesh in 2013. COAST has over 2,000 employees throughout the coastal regions and has deep connections with other NGOs. These organizations and their networks can be used to ensure that information on development cooperation is made available in areas with limited internet access.

Capacity to Use Data

The capacity to use data seems to be varied across regions. Particularly in Dhaka and in other urban centers, NGOs and the media outlets have the expertise to use data downloaded from on-line databases. This expertise is expected to grow rapidly in the coming years. However, according to one media representative, data journalism is not yet developed, but there is a growing interest among young journalists to develop data journalism skills. Many larger and well-established NGOs (especially INGOs) have advanced capacity to use and analyze raw data sets and offer regular training for their staff.

There are also many stakeholders who are not yet familiar with the use of data websites and the analysis of raw data. Transparency International Bangladesh stressed the need to develop the capacity of NGOs and citizens alike to access and use data so that they can monitor projects.

Feedback on the ForeignAssistance.gov Website

Most people interviewed had not heard of IATI or ForeignAssistance.gov, and had not visited the website prior to meeting with our team. The team did receive four completed questionnaires as a response to our follow-up correspondence with interviewees. Questionnaire responses indicated that improvements could be made in the level of detail provided and in navigation. In addition, responses noted some data anomalies that were not immediately understood.

Follow up of the Aid Transparency Country Pilot

The findings presented here, in combination with the findings from the other two country pilot assessments, will provide empirical support to the overall recommendations on advancing USG aid transparency efforts. The Aid Transparency Country Pilot Study Report will consist of an introduction, a detailed description of the methodology, the three country reports for Zambia, Ghana and Bangladesh, as well as detailed recommendations on how to further enhance the USG's aid transparency efforts. The report will be widely disseminated.

COUNTRY REPORT: BANGLADESH AID TRANSPARENCY PILOT STUDY

GENERAL INFORMATION

In 2009, the USG agreed to a deliberative policy on foreign assistance transparency which identified a concrete set of actions, including the establishment of the ForeignAssistance.gov website and undertaking assessments of three countries to determine the data needs and demands of various stakeholders in partner countries. The policy was codified in OMB-Bulletin 12-01, "Guidance on Collection of U.S. Foreign Assistance Data"[53]. These assessments aim to inform the aid transparency agenda of the USG and have been conducted under the direction of USAID. In 2014, USAID staff selected three countries to be part of the overall aid transparency study: Zambia, Ghana and Bangladesh. USAID contracted with the Washington-based QED Group, LLC to conduct this study. Once published, the complete study report will help to inform future USG aid transparency efforts. This report describes the process and the findings of the country visit to Bangladesh.

Process of Country Visit and Methodology: During September 22-30, 2014 a team of three consultants and the USAID lead on the Aid Transparency Study (Policy, Planning and Learning Bureau/Office of Donor Engagement) visited Bangladesh for the third pilot study.

Prior to the country visit, the team conducted a desk study (Appendix 2) to gain a better understanding of the political, social and development landscape in Bangladesh. The itinerary for the visit was developed in close collaboration with the USAID Mission in Bangladesh, who hosted the team and arranged all logistics for the pilot study.[54]

Interviews and Round-table Meetings: During the country visit, the team conducted 27 individual and group interviews at the USAID/Bangladesh mission with representatives from: five Bangladeshi government offices, two donors, six CSOs, one Parliamentarian Secretariat staff member, three media organizations, one private sector entity, and program staff. In addition, the team interviewed one representative of Bangladeshi academia via Skype after the country visit.

In addition, the team conducted eight interviews with members of USAID/Bangladesh staff. The interviews focused primarily on the overall aid information needs of the different stakeholders as

[53] Source: http://www.whitehouse.gov/sites/default/files/omb/bulletins/fy2012/b12-01.pdf

[54] The authors would like to express their sincere thanks to Thomas Kress, Mahmuda Rahman Khan, Muhammad Moinuddin at USAID/Bangladesh for all of their efforts to ensure the success of this pilot assessment.

well as the potential added value of IATI data and the USG ForeignAssistance.gov website in meeting those needs.

The team participated in donor consultation meetings to discuss how donors share information with the GOB. The team met with the donor coordination working group (with five different donor representatives in attendance) to discuss aid transparency issues, and viewed several demonstrations of the GOB's Aid Management (AIMS) platform recently established with support from UNDP. Finally, the team debriefed the USAID mission in Bangladesh.

Provision of IATI Information and Data: Before arriving in Bangladesh, the team prepared two documents to share with stakeholders:

1. A printed overview of the purpose of the trip, including a description of the ForeignAssistance.gov website, IATI, and a partial list of sites that use this data (d-portal.org, openaiddata.org, openaidsearch.org, etc.).

2. An Excel spreadsheet of USG transaction-level data for Bangladesh downloaded from the ForeignAssistance.gov website in September 2014. The spreadsheet included all USG transactions for 2013 and 2014[55].

In the email invitation for the interviews, the USAID/Bangladesh Mission provided interviewees with links to the ForeignAssistance.gov website. During the meetings, the team shared the printed overview document. In some cases, team members also displayed the Excel spreadsheet to interviewees via a laptop to provide context and examples of types of data available from the website. Several interviewees were engaged and eagerly scrolled through the data. After the interviews were concluded, this Excel spreadsheet and a feedback questionnaire on ForeignAssistance.gov were emailed to every interviewee. The team received at least four responses that were shared with State Department team responsible for the ForeignAssistance.gov website.

Country Information

Economic Status: Bangladesh ranks 142 out of 187 countries on the 2013 UN Human Development Indicator report. Key factors include a gender inequality index of .0529 and a share of population in multidimensional poverty of 49.46% [56] However, Bangladesh has shown strong

[55] The spreadsheet was downloaded from the following web page, filtered by agency and sorted by year. http://www.foreignassistance.gov/web/OU.aspx?FromRGA=true&OUID=180&FY=2015&AgencyID=0&budTab=tab_Bud_Impl

[56] Source: http://hdr.undp.org/en/countries/profiles/BGD

economic performance, a continuous reduction of the poverty rate for the past 20 years, as well as improvements in other key areas. [57]

Half of Bangladesh's GDP is generated through the service sector, followed closely by the garment sector (making up 18% of GDP in 2014). However, the vast majority of Bangladeshi citizens are still involved in the agriculture sector (primarily rice production). Remittances from Bangladeshi citizens overseas make up 13% of the GDP.[58]

Bangladesh is experiencing strong economic growth (6.1% for FY2014)[59] due to higher remittances and political stability. Inflation has been high (7.4 for FY2014) due to past political instability, especially food prices; however, as outside and internal pressures ease (including lower oil prices) inflation is expected to drop.[60]

Political Status: Bangladesh, with a score of 25 out of 100, ranks 145 out of 175 countries on Transparency International's Corruption Perception Index (2014). According to The World Bank's governance indicator "Control of Corruption" (2010 data), the country typically controls 16% of government corruption. The government is scored at 58 out of 100 on the International Budget Partnership's 2014 Open Budget Index. The Press Freedom Index ranking (2011-2012), an annual ranking of countries compiled and published by Reporters Without Borders based upon the organization's assessment of a country's press freedom records in the previous year, is 129 out of 179 countries with a score of 57; for rule of law, in 2010, Bangladesh was included in the 27th percentile of all countries that were evaluated.[61]

After the recent tragedies in the garment sector, there have been strong calls from the international community as well as within Bangladesh for increased focus on corruption and factory safety. An estimated 10% of parliamentarians are garment factory owners.[62] Immediately after the Rana Plaza building collapse in 2013, there were improvements to labor laws and agreements signed between the government, Bangladeshi unions, and employee organizations to work together to improve safety. However, most news reports indicate that the GOB has taken minimal action. Poor accountability standards are widespread and corruption still persists.

[57] Source: http://www.adb.org/countries/bangladesh/main
[58] Source: http://www.indexmundi.com/bangladesh/economy_profile.html
[59] The Bangladeshi fiscal years cover the period, July 1 to June 30.
[60] Source: http://www.adb.org/countries/bangladesh/economy
[61] Source: http://www.transparency.org/country/ - BGD
[62] Source: http://www.cnn.com/2013/10/24/opinion/bangladesh-garment-workers/

Telecommunications and Internet

Internet: As of 2013, the International Telecommunications Union (ITU) reported a doubling of the internet penetration rate since 2009 to 6.5% of the population.[63] However, the Bangladesh Telecommunication Regulatory Commission (BTRC) calculates active Internet subscription rates as being closer to 25%, due to differing definitions of internet connection.[64] 3G services for broadband data access on mobile devices were piloted through a limited launch in September 2012, with full network-wide launches in October 2013. 4G services are not currently available in Bangladesh.[65] Facebook is very popular, with an estimated 3.5M users as of 2012 (and growing rapidly). Prothom Alo (a national newspaper) has 3.363M local subscribers.[66]

Cell Phone Usage: In 2013, the ITU reported 67.08 subscriptions per 100 inhabitants.[67] Mobile penetration grew to 74% by 2014[68] and BTRC reported a total of 118 million subscriptions across six mobile operators as of October 2014.[69]

Overview of Aid Flows to Bangladesh

Bangladesh is the 22nd largest recipient of foreign aid globally (based on 2010 information obtained from the website, Globalhumanitarianassistance.org). Bangladesh is one of the 10 most vulnerable countries to natural disasters, due to climate change impacts as well poor preparedness and lack of infrastructure to mitigate or respond to these impacts. The country hosts the world's largest humanitarian aid community, with 12 UN agencies, over 70 international NGOs, over 2,000 locally registered NGOs, and over 60,000 community based organizations.[70]

Overall official development assistance (ODA) commitments to Bangladesh was $5.38 billion US Dollars and net ODA received was $2.67 billion US Dollars (OECD 2013). Net ODA received per capita was $14 US Dollars (World Bank 2012). According to 2013 OECD DAC data, the largest donors in Bangladesh in 2013 were Japan (32%), the IDA/The World Bank (30%), the IMF (7%) and the Asian Development Bank (6%).[71] Other bilateral donors were Canada (3.6%), the U.S. (3.5%),

[63] Source: http://www.itu.int/en/ITU-D/Statistics/Pages/stat/default.aspx
[64] Source: http://www.btrc.gov.bd/content/internet-subscribers-bangladesh-october-2014
[65] Source: https://www.budde.com.au/Research/Bangladesh-Mobile-Market-Overview-Forecasts-and-Broadcasting.html?r=51
[66] Source: http://www.socialbakers.com/statistics/facebook/pages/total/bangladesh/
[67] Source: http://www.itu.int/en/ITU-D/Statistics/Pages/stat/default.aspx
[68] Source: https://www.budde.com.au/Research/Bangladesh-Key-Statistics-Telecom-Market-Overview-and-Forecasts.html
[69] Source: http://www.btrc.gov.bd/content/mobile-phone-subscribers-bangladesh-october-2014
[70] Source: http://www.irinnews.org/report/96902/analysis-what-s-happening-with-aid-to-bangladesh
[71] All data presented in this paragraph is commitment data from the OECD DAC Creditor reporting system.

and the Netherlands (1.9%). From a 10-year perspective the largest donors to Bangladesh were IDA, followed by Japan, the Asian Development Bank Special Funds and the United Kingdom.

Table 1: Overview of Aid to Bangladesh by top 10 Donor, ODA Gross Disbursements in USD$ millions (OECD/DAC Statistics)[72]

Donor	2008	2009	2010	2011	2012
IDA	836.8	328.5	352.4	364.7	703.9
Japan	886.9	128.6	142.5	201.6	449.5
AsDB Special Funds	0	0	286.0	288.3	356.8
United Kingdom	253.1	250.7	229.9	368.6	310.8
United States	134.6	99.8	151.5	142.9	215.7
IMF (Concessional Trust Funds)	0	0	0	0	140.0
EU Institutions	194.5	131.9	188.6	159.1	128.2
Australia	45.1	41.4	50.3	79.3	120.8
Germany	65.9	73.1	65.0	77.1	81.6
Netherlands	84.7	70.3	78.6	77.7	66.5
TOTAL	2,501.7	1,124.2	1,545.0	1,759.4	2574.0

Table 2: Overview of main Donors to Bangladesh (% of overall ODA commitments, OECD 2013)

Country/Year	2008	2009	2010	2011	2012	2013	10 Year Total
Japan	3.4	18.8	18.4	13.3	5.8	33.0	16.0
IDA	44.1	10.7	33.3	49.0	27.4	30.7	30.9
IMF (Concessional Trust Funds)	0.00	0.00	0.00	0	5.2	7.8	2.9
AsDB Special Funds	14.6	16.1	5.2	13.5	15.3	6.6	12.4
Canada	1.5	0.1	1.4	1.9	1.3	3.6	2.1
United States	5.1	6.0	7.5	3.8	9.1	3.5	4.7
Netherlands	2.7	0.8	3.9	0.9	3.0	1.9	2.7
GAVI	0.8	1.1	1.9	0.6	1.0	1.8	0.8
Australia	2.5	0.3	1.5	1.4	4.5	1.7	1.7
France	0.2	0.1	0.1	0.0	0.1	1.7	0.5
United Kingdom	11.3	28.8	1.9	0.4	1.3	1.2	8.9

[72] Source: http://stats.oecd.org/qwids

Bangladesh also faces concerns about corrupt management of foreign aid, with many uncorroborated accusations of diversion of funds to corrupt government employees and CSOs. As one international aid worker cited in an IRIN news report:

> *"…the real constraints are lack of good coordination of bilateral aid, poor governance and the excessive bureaucracy that surrounds aid. There is a need of a total revision of the aid system, more transparency and a strong will to tackle the priorities in aid."*[73]

Overview of Development Assistance: For all donors, net ODA provided was directed primarily at social infrastructure (about 30%), economic infrastructure (about 15%), multi-sector programs (about 12%) and the production sector (3.7%) (OECD 2013).

U.S. Government Donors: USAID is the largest USG development partner in Bangladesh, focusing on the social infrastructure and production sectors (OECD 2013). The second largest U.S. agency in Bangladesh is the U.S. State Department, investing primarily in programs to promote good governance and democracy. Other agencies with smaller budgets are the Department of Agriculture and the Department of Health and Human Services.

FOCUS ON AID TRANSPARENCY

Government

The GOB has supported the International Aid Transparency Initiative (IATI) since its inception. The Secretary of the Economic Relations Division (ERD) at the Ministry of Finance (MoF) is the Vice Chair of the IATI Steering Committee and has promoted the development of an Aid Information Management System in Bangladesh (http://aims.erd.gov.bd), launched October 26, 2014.

CSOs

NGOs in Bangladesh do not seem to be focused on aid transparency and their demand is perceived as low. While one NGO representative from Bangladesh has attended all meetings of the IATI's Technical Advisory Group in the past, advocacy work on aid transparency by NGOs in Bangladesh is not well organized or centralized. However, there are isolated examples of advocacy work, including the following:

- Transparency International Bangladesh organized a campaign to increase transparency of climate funding in 2012.

[73] Source: http://www.irinnews.org/report/96902/analysis-what-s-happening-with-aid-to-bangladesh

- Coastal Association for Social Transformation Trust (COAST), which focuses on economic development and civil society, promotes greater transparency within the local NGO community. COAST indicated that there are many challenges in transparency between the INGO community and local organizations, as well as between the government and citizens. For example, data gaps exist because most INGOs don't proactively disclose data, and NGOs or CSOs don't feel empowered to demand this information.

Academia

A primary focus of aid transparency research in Bangladesh has been aid effectiveness. BRAC University publishes a periodic "State of Governance Report" highlighting issues around effectiveness, transparency and accountability. Although one academic interviewed stated that it was a continual struggle to obtain consolidated and reliable information, she stated that researchers manage to obtain survey-based perception data for this kind of research. They often provide these kinds of surveys as a service to government, NGOs and foreign donors. Researchers may also have ties to advocacy or other types of NGOs, such as BRAC, Transparency International or the International ANSWER Coalition.

Media and Other Groups

Members of the media cited consumer interest in aid transparency but noted the challenges, including corruption, the Information and Communication Technology (ICT) Act (that monitors social media for anti-government sentiment), and a general sense of disempowerment among citizens. The one private sector representative interviewed expressed frustration at the high level of perceived corruption within the Bangladesh government.

CURRENT ACCESS TO AID INFORMATION

Data Collection by the GOB

Aid Management by the National Government: The Economic Relations Division (ERD) at the Ministry of Finance (MoF) includes eight units that coordinate national efforts with donor agencies from eight different geographic areas of the world. In addition, the Foreign Aid Budget and Account Unit (FABA) and the Aid Effectiveness Unit support the ERD. The FABA manages incoming aid flows to Bangladesh, and publishes an annual report on the "Flow of External Resources into Bangladesh". In partnership with UNDP, the Aid Effectiveness Unit is commissioned to develop and manage the Aid Information Management System (AIMS) that was launched on October 26, 2014. Since the ERD was transitioning from one data collection method to another, the team is reporting on both.

FABA distributes an Excel spreadsheet to all bilateral and multilateral donors in order to collect monthly baseline data on loans and quarterly information on grants. The data fields covered by this Excel spreadsheet are:

- Project title
- Date of signing
- Disbursements to date
- Disbursements for the previous four quarters
- Disbursed amount not liquidated

Donors provide data to the FABA in printed formats to generate an overview of all flows for FABA's internal use. FABA then shares this information with the Controller General, the International Monetary Fund, the Central Bank, and the planning division of the ERD. Staff members of FABA and the Aid Effectiveness Unit are relatively satisfied, although they lack information on off-budget flows and data on projected activities. Additionally, the manual data collection also carries the risk of data entry errors.

The new AIMS platform replaces the manual data collection and reporting process described above. According to the AIMS website,

> *"The overall objective of an AIMS is to provide a common information sharing platform for Government, Development Partners and all other stakeholders, in order to increase aid transparency, strengthen mutual accountability, improve aid coordination, strengthen alignment and allow for more efficient aid management. AIMS is an essential tool to implement international mutual commitments reflected in the Paris Declaration on Aid Effectiveness (2005), the Accra Agenda for Action (2008), the Busan Partnership Document (2011) and the Mexico Communique (2014).*[74]

In the future, the AIMS will import data directly from the IATI data registry, thus reducing the burden of data provision and data collection. However, IATI data quality from most donors is not currently sufficient to meet the specific demands of the AIMS, and donor country offices have to enter the data into the on-line systems themselves. The AIMS system includes an online data entry option, which had not been activated at the time of the visit by the assessment team. AIMS was developed locally, partially funded by UNDP and based on a model from Cambodia. The AIMS

[74] Source: http://aims.erd.gov.bd/

system follows the IATI standard and asks for more detailed information than previously requested by FABA, though not all of it is mandatory. This data is then made available to the public.

FABA publishes annual figures on foreign assistance flows in PDF format on the ERD website. According to USAID/Bangladesh, FABA's latest report contained several notable data errors, including the omission of major donors and under-reporting of aid flows, largely due to the exclusion of off-budget data. The new AIMS platform is expected to help prevent these errors in the future. At the time of writing (February 2015) no Foreign Assistance report could be found on the MoF's website.

Local Donor Coordination Mechanisms: In addition to the work done by the MoF's Aid Effectiveness Unit, there are two multi-stakeholder mechanisms in place for donor coordination and information exchange between the GOB and the development partners. The first mechanism is the Local Consultative Group Plenary that includes the Secretary of the ERD at the MoF and 49 Bangladesh-based representatives of bilateral and multilateral donors. The plenary promotes the effective and efficient use of aid in harmony with the government's development priorities and the international aid effectiveness agenda.

The second mechanism consists of 18 sector-specific working groups, where representatives of the Bangladeshi government and development partners discuss specific thematic areas and monitor progress against jointly defined progress indicators.

In addition to these multi-stakeholder mechanisms, each donor has an annual project review meeting with representatives of the GOB. These meetings are primarily focused on the monitoring of activities, strategic policy discussions, and further planning.

The Planning Ministry is also involved in development cooperation, but the team was not able to meet with any representatives during the country pilot visit. However, information from other stakeholders suggests that the donors have very little information exchange with the Planning Ministry; this has been a source of complaint for the Planning Ministry.

Collection of NGO Data by GOB: The GOB collects information on NGOs working in the country through the NGO Affairs Bureau. Each NGO working in Bangladesh is required to register with the NGO Affairs Bureau and provide information on its funding. Aggregate data of annual funding received by each NGO is then transmitted to the FABA.

Data Access by Parliamentarians

The pilot team met representatives of the Parliamentary Secretariat, but not with individual parliamentarians. There are several commissions in the Parliament and in the Secretariat that oversee development projects, including projects funded by developing partners. According to

the representatives of the Parliamentary Secretary, these commissions obtain the information from their respective donor partners and information flow was deemed sufficient.

Data Access by Other Bangladeshi Stakeholders

Stakeholders outside the GOB access information on development cooperation through media reports, the annual report published by the ERD, and donor websites. In general, Bangladesh is a data-driven and data-savvy country. As one USAID staff put it, "We are swimming in data." Bangladesh government agencies often provide data on its websites that are accessed by NGOs, journalists, and interested citizens. For example, one journalist stated that newspaper readers visit data websites and sources provided by newspaper articles to verify information in the news. At the same time, one media representative criticized data on government websites as often outdated and sometimes erroneous.

Bangladesh enacted a Freedom of Information Act in 2006. Amended in 2013, it is designed to help citizens to access information from government sources. However, according to one journalist, the process of requesting information under this law is cumbersome and lengthy. Additionally, the ICT Act has had a dampening effect on the online discussions of corruption and transparency issues, and has raised privacy and freedom of expression concerns.[75, 76]

NGOs and journalists also use direct contacts in ministries or in donor agencies as important sources of information. In addition, billboards set up at a project site serve as channels of information. While these billboards do not provide detailed information, they usually include the project title, the budget, the timeframe and the implementing agency, and may occasionally provide information on the donor.

Donor Communication Strategies

Donor representatives interviewed did not view the public in Bangladesh as their primary audience for communications. Instead, they consider themselves primarily accountable to the public at home and focus communications on the audience in their home countries.

The main communication tools for donors are press releases, project launch events, local websites, and social media. The U.S. Embassy in Dhaka has over one million followers on Facebook. Twitter is less prominent but is gaining traction. Social media is very popular for political discussions and sharing concerns about the government. In contrast to traditional donor communication

[75] Source: http://www.icj.org/bangladesh-information-and-communication-technology-act-draconian-assault-on-free-expression/

[76] Source: http://www.voicebd.org/node/419

strategies, citizens frequently use social media to send enquiries to the U.S. Embassy, including on development cooperation.

DATA NEEDS

Data Needs for Multiple Purposes

Table 2: Aid data usage by stakeholder type

Purpose	MoF	Line Ministries	Members of Parliament	Media	CSOs (advocacy)	CSOs (service)	Academia	Private sector
Planning	√	√						
Public accountability			√	√	√	√	√	
Civil society participation				√			√	
Anti-corruption				√	√		√	
Business and funding opportunities						√		√

Planning: Government representatives stressed the need for information to improve long-term planning and monitoring. FABA and the Aid Effectiveness Unit are focused on collecting better data that can subsequently be made available to other government agencies. The Donor Coordination Committee is also focused on AIMS as a method to address their coordination efforts amongst donors as well as working with the government.

Public Accountability: One journalist and data activist stated that both government and donors should provide detailed information on their activities to citizens because citizens have the right to be informed, irrespective of the actual use of the information. A CSO representative stated that it was important to receive information on projects and their results.

A specific data need highlighted by Transparency International Bangladesh was the need for information on climate funding, since Bangladesh is vulnerable to the adverse effects of climate change and donors have promised significant resources to mitigate climate change.

Academics, often supported by or in cooperation with CSOs, also conduct research and publish on topics related to government effectiveness and accountability.

Civil Society Participation: In the past, citizens may have refrained from questioning authorities and demanding information, but the younger Bangladeshis feel increasingly empowered to ask for such information. Several interviewees from the ICT sector, media outlets, and advocacy NGOs shared this notion. Increasingly, Bangladesh's citizens are demanding more information, and this demand may currently be more pronounced in urban areas among well-educated segments of the population. Members of the media and the USG State Department Public Relations representatives cited the active discussion of political and national issues on Facebook as an example of the changing culture in Bangladesh towards an increased demand for information. According to one CSO, this increased interest in participation is particularly pronounced in people who understand how specific projects relate to their own life and where a project directly influences peoples' livelihoods.

Anti-corruption: According to most stakeholders, the public is interested in aid information so that it can hold the government accountable, particularly when projects are large or linked to allegations of government corruption. This interest in information seems to go beyond sensationalist newspaper headlines, and there seems to be a growing sense, particularly among young people, that the citizens have a right to this information. "Where's the Padma Bridge?" was mentioned repeatedly as an example of a long-awaited infrastructure improvement promised by The World Bank, JICA, and Asian Development Bank that does not seem to be moving forward. [77]

Business and Funding Opportunities: There was relatively little mention of business and funding opportunities as a desired information type, but that may be related to the overarching concerns around corruption and linkages with the business community. Some CSOs cited interest in aid information for possible future funding opportunities.

Comparison of Data Needs and Data Availability

All interviewees were asked to identify their specific information needs on aid flows. The following is a prioritized list of stakeholders' information needs.

- Sub-national geographic data
- Results data for progress monitoring
- Attribution of multi-donor funds to various donors
- Project documents

[77] Source: https://www.albd.org/index.php/updates/news/1270-government-signed-deal-with-chinese-firm-to-construct-padma-bridge/

- Procurement information
- Level of participation at grassroots / beneficiary level
- Planned and disbursed funds that will allow for medium-term planning (3-5 years)
- Contact information
- Information on how to voice grievances or report suspected misuse of funds
- Information on off-budget flows to local NGOs and INGOs

The team concluded that the data currently provided by the national AIMS platform, IATI registry and Foreign.Assistance.gov website were sufficient to meet most of the stakeholders' data needs under the AIMS/IATI standard. Data quality remains a concern because, while each donor establishes its own implementation schedule for the IATI standard, few donors provide data on all IATI data fields.

DATA CAPACITY AND ACCESSIBILITY

Accessibility of Information

Cell Phone and Internet: Generally, accessibility of data is not an issue in Bangladesh by most intermediaries and a growing percentage of Bangladeshi citizens, with cell phone subscriptions at 74% of the population and mobile data subscriber rates at 27%[78] as of October 2014. In recent years, the internet has become increasingly more accessible and has reached a large portion of the population. Even in rural areas, citizens can access the internet on their own mobile devices or through one of the 4,545 community service centers within reach of almost every village. At these community service centers, a local person helps citizens gain access to government services. Although it was launched two years ago, the program reports 45 million services provided to date.[79]

According to an internet activist, internet speed in rural areas can be a problem (especially connections to 3G via mobile), but generally people do have access to the internet. There is also demand for internet based information, such as news, political opinion, and medical information. Access to information in Bangladesh is facilitated by the fast development of the ICT sector, as well as social media. Many internet service providers offer free data when browsing Facebook with a smart phone, and there are inexpensive (less than $50) smart phones available in the market. Bangladesh has one of the largest Facebook communities worldwide and the number of Twitter users is growing rapidly.

Traditional Media Outlets: In addition to the internet, newspapers, radio and television are also widely used sources of communication, though according to one interviewee the use of radio is

[78] Source: http://www.btrc.gov.bd
[79] Source: http://www.a2i.pmo.gov.bd/content/union-digital-center

on the decline. Several interlocutors acknowledged that illiteracy can be a problem when information is disseminated through printed material. Many Bangladeshi households own a television set or can watch television newscasts in neighborhood shops. Women are likely to have less access to the internet and television than men, and more likely to have access to broadcast media than other forms of media. Therefore, any effort to share aid information more widely and to engage with citizens based on aid information should pay particular attention to women's access to information and feedback mechanisms.

CSO Networks: While accessibility of information is adequate compared to many other developing countries, the poorest section of society and people in remote areas are at risk of being excluded from the internet and other media sources. Existing NGO networks could be used to help close these gaps and reach otherwise excluded people. There are an estimated 3,000 registered and 65,000 informal CSOs in Bangladesh that work throughout the country.[80] For example, the Bangladeshi NGO BRAC is the largest non-governmental development organization in the world with multiple activities being implemented nationwide. Transparency International has 45 local branches with over 6,000 volunteers. Additionally, the women's organization Mahila Parishad has over 130,000 members nationwide. The NGO Mannusher Jonno Foundation financed 122 local organizations working on social accountability in Bangladesh in 2013. COAST has over 2,000 employees throughout the coastal regions and has deep connections with other NGOs. These organizations and their networks can be used to ensure that information on development cooperation is made available even in places where internet access is limited.

Capacity to Find and Use the Data

Data Demand: While most CSOs confirmed that Bangladeshi citizens are generally interested in aid information, some CSO representatives stressed that the demand for aid information needs to be generated. Many citizens don't know that the information is available. Citizens must understand how an aid project relates to their everyday life before they develop an interest in project level information and monitoring.

Data Research Capacity: The capacity to use data seems to be varied across regions in Bangladesh. Particularly in Dhaka and in other urban centers, NGOs and the media outlets have the necessary expertise to use data downloaded from on-line databases. This expertise is expected to grow rapidly in the coming years. However, according to one media representative, data journalism is not yet developed, but there is a growing interest among young journalists to

[80] Source: http://www.irinnews.org/report/96902/analysis-what-s-happening-with-aid-to-bangladesh

develop data skills. Many larger and well-established NGOs (especially INGOs) have advanced capacity to use and analyze raw data sets and offer regular training for their staff.

There are also many stakeholders who are not yet familiar with the use of data websites and the analysis of raw data. Transparency International Bangladesh stressed the need to develop the capacity of NGOs and citizens alike to access and use data so that they can monitor projects.

Feedback on the ForeignAssistance.gov website

Most people interviewed had not heard of IATI or ForeignAssistance.gov, and had not visited the website prior to meeting with our team. The team did receive four completed questionnaires as a response to our follow-up correspondence with interviewees.

Questionnaire respondents requested improvements in navigation and in the level of detail provided. The two specific examples cited were an additional sector category for food aid and information on whether an activity is implemented by NGOs or the Bangladeshi government. In addition, respondents identified a few data anomalies that were not immediately understood.

Next Steps

The findings presented here, in combination with the findings from the other two country pilot assessments, will provide empirical support to the overall recommendations on advancing USG aid transparency efforts. The Aid Transparency Country Pilot Study report will consist of an introduction, a detailed description of the methodology, the three country reports (for Zambia, Ghana and Bangladesh), and detailed recommendations on how to further enhance the USG's aid transparency efforts. The report will be widely disseminated.

APPENDIX I: INFORMATION SOURCES

MISSION ITINERARY

Date	Type	Organization
23-Sep	US Government	USAID Deputy Mission Director
23-Sep	US Government	USAID Senior Management Team
24-Sep	US Government	USAID Health office
24-Sep	US Government	Budget Specialist
24-Sep	US Government/Media	State Department Public Affairs Office
24-Sep	US Government	USAID Controller
24-Sep	NGO- Service	Manusher Jonno
24-Sep	NGO- Service	BRAC
24-Sep	NGO- Accountability	Transparency International Bangladesh
25-Sep	US Government	USAID Agriculture
25-Sep	US Government	USAID Democracy and Governance
25-Sep	GOB	Anti-Corruption Commission
25-Sep	GOB	Ministry of Agriculture
25-Sep	Donors	Aid Effectiveness working group (UNDP, EU, JICA, USAID, KOICA)
25-Sep	Private sector	Bangladesh Women's Chamber of Commerce and Industry
28-Sep	GOB	ERD and FABA
28-Sep	GOB	Aid Effectiveness working group (GOB)
28-Sep	ICT4D/Private Sector	Maya.net

Date	Type	Organization
28-Sep	GOB	Secretary of ERD
28-Sep	ICT4D/Media	Open Knowledge Foundation Bangladesh
28-Sept	Donor	GIZ (German
29-Sep	GOB	Parliament Secretary Staff
29-Sep	NGO- Accountability	VOICE
29-Sep	NGO- Service	COAST
29-Sep	Media	Prothom Alo (newspaper) and Channel I (TV)
29-Sep	NGO service	Bangladesh Mahila Parishad
17-Dec	Academia	Institute of Governance Studies at BRAC University

STAKEHOLDERS INTERVIEWED:

Academics

1. Research Fellow at the Institute of Governance Studies at BRAC University

Non-US Donors

1. JICA
2. UNDP
3. EU
4. KOICA
5. GIZ

Government of Bangladesh

1. Anti-Corruption Commission
2. Ministry of Agriculture
3. Parliament Secretary Staff
4. ERD and FABA

5. Aid Effectiveness working group
6. Secretary of ERD

Media

1. Prothom Alo
2. Channel I television news
3. Open Knowledge Foundation Bangladesh

NGOS (Service and Advocacy)

1. Manusher Jonno
2. BRAC
3. TIB
4. VOICE
5. BMP

Private Sector

1. BWCCI
2. Maya.com.bd

US Government

1. USAID Senior management team
2. USAID Deputy Mission Director
3. USAID Health office
4. Budget Specialist
5. State Department Public Affairs office
6. USAID Controller
7. USAID Agriculture
8. USAID DG

APPENDIX 2: BANGLADESH DESK STUDY

GENERAL BACKGROUND INFORMATION

(Source: CIA Factbook, unless otherwise noted)

Population: 166,280,712

Rural Population of Total Population: 47% (World Bank 2012)

Religions: Islam (89.5%), Hindu (9.6%) and other (0.9%) (CIA World Factbook 2004). According to a Bangladesh government study, atheism is extremely rare (self-reporting from late 2003[81])

Age Distribution: 0-14 years: 32.3% (male 27,268,560 / female 26,468,883); 15-24 years: 18.8% (male 14,637,526 / female 16,630,766); 25-54 years: 38% (male 29,853,531 / female 33,266,733); 55-64 years: 5.9% (male 4,964,130 / female 4,870,447); 65 years and over: 5% (male 4,082,544 / female 4,237,592) (2014 est.)[82]

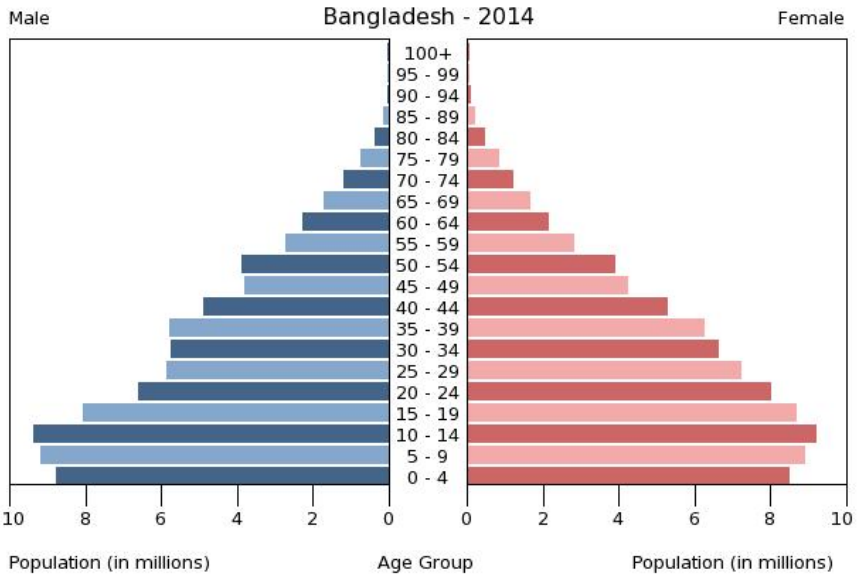

Life Expectancy: Total population: 70.65 years; Male: 68.75 years; Female: 72.63 years (2014 es.)

Languages: Bangla/Bengali, English

Literacy: Definition: age 15 and over can read and write. Total population: 57.7%; Male: 62%; Female: 53.4% (2011 est.)

[81] http://www.state.gov/j/drl/rls/irf/2005/51616.htm

[82] https://www.cia.gov/library/publications/the-world-factbook/geos/bg.html#People

Unemployment, Youth Ages 15-24: Total: 9.3%; Male: 8%; Female: 13.6% (2005 est.)

Unemployment Rate: 5% (2012 est.)

Internet Users per 100 people: 6,173

Mobile Phone Users per 100 people: 971,800

Head of State: President Abdul Hamid (since April 24, 2013)

Political Parties and Leaders:

- Awami League or AL [Sheikh HASINA]
- Communist Party of Bangladesh or CPB [Manjurul A. KHAN]
- Bangladesh Nationalist Front or BNF [Abdul Kalam AZADI]
- Bangladesh Nationalist Party or BNP [Khaleda ZIA]
- Bikalpa Dhara Bangladesh or BDB [Badrudozza CHOWDHURY]
- Islami Oikya Jote or IOJ [multiple leaders]
- Jatiya Party or JP (Ershad faction) [Hussain Mohammad ERSHAD]
- Liberal Democratic Party or LDP [Oli AHMED]
- National Socialist Party or JSD [KHALEQUZZAMAN]
- Tarikat Foundation [Syed Nozibul Bashar MAIZBHANDARI]
- Workers Party or WP [Rashed Khan MENON]

Administrative Division: 7 divisions: Barisal, Chittagong, Dhaka, Khulna, Rajshahi, Rangpur, Sylhet

Economy:

Bangladesh's economy has grown roughly 6% per year since 1996 despite political instability, poor infrastructure, corruption, insufficient power supplies, slow implementation of economic reforms, and the 2008-09 global financial crisis and recession. Although more than half of GDP is generated through the service sector, almost half of Bangladeshis are employed in the agriculture sector with rice as the single-most-important product. Garment exports, the backbone of Bangladesh’s industrial sector and 80% of total exports, surpassed $21 billion last year, 18% of GDP. The sector has remained resilient in recent years amidst a series of factory accidents that have killed over 1,000 workers and crippling strikes that shut down virtually all economic activity. Steady garment export growth combined with remittances from overseas

Bangladeshis, which totaled almost $15 billion and 13% of GDP IN 2013, are the largest contributors to Bangladesh's current account surplus and record foreign exchange holdings.

Net GDP Per Capita: $324.6 billion (2013 est.)
GDP - Per Capita (PPP): $2,100 (2013 est.)
Net ODA Per capita: 9.8 (2011 est.)
Net official dev aid received: 2,152,090,000 (2012 est. World Bank)
Remittances Received 2012 (US$): $14,460,000
GDP Growth Rate: 7%
GDP - Composition, by Sector of Origin:

Agriculture – 17.2%
Industry – 28.9%
Services – 53.9%

Agriculture-Products: Rice, jute, tea, wheat, sugarcane, potatoes, tobacco, pulses, oilseeds, spices, fruit, beef, milk, poultry
Industries:
Jute, cotton, garments, paper, leather, fertilizer, iron and steel, cement, petroleum products, tobacco, pharmaceuticals, ceramics, tea, salt, sugar, edible oils, soap and detergents, fabricated metal products, electricity, natural gas
Labor Force - by Occupation:
Agriculture – 47%
Industry – 13%
Services – 40% (2010 est. CIA World Factbook)
Fiscal Year = 1 July – 30 June
Basic Information about Aid in Bangladesh:
- Major donors:
United Kingdom, Japan, the Netherlands, United States, Denmark (UN.org)
- Sectors receiving largest amount of funding:
Agriculture and Industry (CIA World Factbook)
- There is/is not public aid management platform:
There currently is a public aid management platform.
Political Situation in Bangladesh:
Member of open government?
Yes
Freedom of press?
Yes (Chapter 12 of 1992 Constitution)
Freedom of information?

Right to Information Bill was reintroduced to Parliament for approval in November 2013 and is on the agenda for 2014. It has not yet been passed.

Country Policy and Institutional Assessment (CPIA) for Bangladesh (1 = low; 6 = high)

Economic management: 3.5 (2011)
Social Inclusion and Equity: 3.4 (2011)
Public Sector Management and Institutions: 2.9 (2011)
Structural Policies: 3.33 (2011)

OVERVIEW OF Bangladesh SHARED GROWTH AND DEVELOPMENT AGENDA

(direct from USAID/Bangladesh CDCS)

Bangladesh is an important partner of the United States. The Government of Bangladesh (GOB) has been an active partner in planning and implementing USAID/Bangladesh's (USAID/B) development programs. Past assistance has not only helped the GOB overcome some of its formidable development challenges but has also resulted in several broad-based benefits to the country and its citizens. USAID's new Country Development Cooperation Strategy (CDCS) for Bangladesh follows in this tradition of partnership. Over the next five years, USAID will support the GOB's plans to transform its economy to achieve Bangladesh's ambitious vision of becoming a middle income country by 2021 when Bangladesh celebrates its 50th year of independence.

USAID/Bangladesh's CDCS is based on Government of Bangladesh designed national plans, including the Sixth Five-Year Plan for 2011–2015. The overall goal of the CDCS is support the country's ambitious goal to become a lower-middle-income country by 2021, with a minimum per capita of $999.

Given the gross national income per capita of $640 in 2010, Bangladesh requires a GDP growth rate of eight percent or more each year to reach that goal. The Sixth Five-Year Plan focuses on: (1) Accelerating economic growth and employment; (2) Benefiting from higher labor force growth and ensuring labor quality; (3) Improving factor productivity through information technology; (4) Reducing population growth; (5) Ensuring food security; (6) Managing the spatial dimensions of growth; (7) Improving access of the poor to essential services and factors of production; (8) Ensuring social protection for the underprivileged population; (9) Ensuring gender parity; (10) Ensuring environmental sustainability; (11) Improving governance; (12) Strengthening administrative capacity; and (13) Establishing a results-based monitoring and evaluation system. Other significant plans developed in recent years with US and other donor assistance include: The Second National Strategy for Accelerated Poverty Reduction for 2009–2011; the National Food Policy Plan of Action (2008–2011); the Health, Population and Nutrition Strategic Development Plan (HPNSDP); the Bangladesh Climate Change Strategy and Action

Plan 2009 (BCCSAP); and the Bangladesh Country Investment Plan, a five-year plan to ensure sustainable food security through public investment in agriculture, food security and nutrition.

References:

[1] http://www.state.gov/j/drl/rls/irf/2005/51616.htm

[2] https://www.cia.gov/library/publications/the-world-factbook/geos/bg.html#People

APPENDIX 3: CY2012 U.S. ASSISTANCE TO BANGLADESH

ODA Net Disbursements, reported in $US thousands

Source: U.S. Official Development Assistance Database

DAC Sector Name	USAID	State	USDA	HHS	Interior	Commerce	Total
Basic Education	3,635	.	.	.	.	.	3,635
Basic Health	10,378	.	560	206	.	.	11,144
Population Policies/Programs and Reproductive Health	32,899	.	.	.	.	.	32,899
Water Supply and Sanitation	1,400	.	.	.	.	.	1,400
Government and Civil Society, General	24,801	2,181	.	.	.	.	26,982
Conflict Prevention & Resolution, Peace and Security	952	75	.	.	.	.	1,027
Other Social Infrastructure and Services	1,234	.	.	.	.	.	1,234
Transport and Storage	48	.	.	.	.	.	48
Energy Generation and Supply	1,025	.	.	.	.	.	1,025
Business and Other Services	6,616	.	.	.	.	.	6,616
Agriculture	36,115	.	20	.	.	.	36,135
Trade Policy and Regulations	.	.	.	.	.	19	19
General Environmental Protection	16,283	.	.	.	162	.	16,446
Other Multisector	3,159	.	.	.	.	.	3,159
Developmental Food Aid/Food Security Assistance	42,503	.	-478	.	.	.	42,024
Action Relating To Debt	.	.	327	.	.	.	327
Emergency Response	5,241	1,671	.	.	.	.	6,912
Disaster Prevention and Preparedness	667	.	.	.	.	.	667
TOTAL	186,958	3,926	428	206	162	19	191,700

Note: Totals may not sum due to rounding. Negative values result when amounts received by the US Government are greater than gross disbursements from the US Government.

Source: U.S. CRS++ Submission to the OECD/DAC via the USAID Foreign Assistance Database

Prepared by USAID Economic Analysis and Data Services on February 11, 2014

APPENDIX 4: BANGLADESH OVERVIEW DOCUMENT

Contents

1. Definition of Aid Transparency and the International Aid Transparency Inititive (IATI)
   - Aid Transparency Efforts
   - About IATI
   - IATI Intended outcomes
   - How IATI Works
2. US Government Commitment to IATI
   - Foreign Assistance Dashboard
   - Aid Transparency country visits
3. Existing Aid Transparency Online Tools
   - IATI website
   - US Government Foreign Assistance Dashboard
   - Open Aid Data
   - Aid D-Portal
   - AKVO OpenAidSearch
   - Development Initiatives – Development Finance

Definitions: Aid Transparency Efforts

The objectives of **improving aid transparency** are to:

1) Enhance foreign aid's development usefulness by assisting recipient governments to better **manage their aid flows** and **empower citizens to hold governments acc**ountable for how assistance is used

2) Increase the **efficacy of foreign assistance** by providing a clearer understanding of **what we are doing, where, and to what effect**

3) Strengthen **international accountability** by providing **greater access to information** to help host country governments and international civil society to **hold donors accountable for the quality and quantity of aid flows**.

Definitions: About IATI

- Set up in 2008 by 18 leading international development organisations
- Aims to make information about aid spending easier to access, use and understand
- Launched at the Accra High Level Forum on Aid Effectiveness
- Aim to meet Accra Agenda for Action commitments on aid transparency.

Definitions: IATI Intended Outcomes

IATI provides comparable classifications and definitions so that citizens, governments, parliamentarians, and people working in the development community can find out, across donors:

- Who is donating where?
- How much money is being provided?
- To whom and for what purpose?
- When it was, or is, due to be paid out?
- What are the funds expected to achieve? What have they achieved so far?

Definitions: How IATI Works

IATI Secretariat

- Defines a common standard for the publication of aid information – the IATI standard (http://iatistandard.org/)
- Maintains on-line registry of IATI published data (http://iatiregistry.org/) with open data tools
- Most donors (including USG) have agreed to participate in IATI

US Government Commitment to IATI: Foreign Assistance Dashboard

- Provides a view of U.S. Government foreign assistance funds
  - State Department, USAID, CDC/Pepfar, USDA, etc.
- Enables users to examine, research, and track aid investments in a standard and easy-to-understand format.
  - Available as export to Excel and XML and an API
- Shows funding by Country, US Gov't Agency, or Sector by:
  - Planned (i.e. asked for in the budget)
  - Obligated (i.e. given and allocated in the budget)
  - Spent (i.e. spent, usually through transfers to contracts or grants)
  - Transactions (USAID only – every financial transaction in 2013 and Q1 2014)

US Government Commitment to IATI: Aid Transparency Country Pilots

USAID is conducting three aid transparency country pilots in Zambia, Ghana, and Bangladesh.

Goal:

- Determine how aid flows are currently tracked;
- Learn what are the local needs and capacity for aid data;
- Assess other aid transparency efforts to date; and
- Inform overall aid transparency policies going forward.

Mission: Aid transparency tools will assist partner countries in monitoring public financial and program-related data, thereby promoting greater transparency, accountability, and effective governance.

Existing Aid Transparency Online Tools

Select examples of current on-line resources

1) IATI Registry: http://www.iatiregistry.org/

2) Foreign Assistance Dashboard:http://www.foreignassistance.gov

3) OpenAidData: www.openaiddata.org

4) D-Portal: www.d-portal.org

5) AKVO OpenAidSearch: http://www.openaidsearch.org/

6) Development Initiatives – Development Finance:

http://devinit.org/data-visualization/ datavisualization-all-resources/


INTERNATIONAL AID TRANSPARENCY INITIATIVE
AID TRANSPARENCY
IATI STANDARD
IATI REGISTRY / DATA
IATI COMMUNITY
Home
Data
Publishers
Using IATI Data
About
API
Help
Log in
Register
Welcome to IATI Data Registry, the place to find IATI raw data in XML format.
IATI Registry
IATI Publishers
Help
Search the Registry
The Registry provides links to data and a basic preview function
239 Organisations have published so far
The Registry began registering data in 2011, with the number of publishers
Frequently Asked Questions for publishers.
How do I register my data?
Why do I have to wait for my Publisher record to be authorised?
Can't find the answer to your question? Ask for help.
1

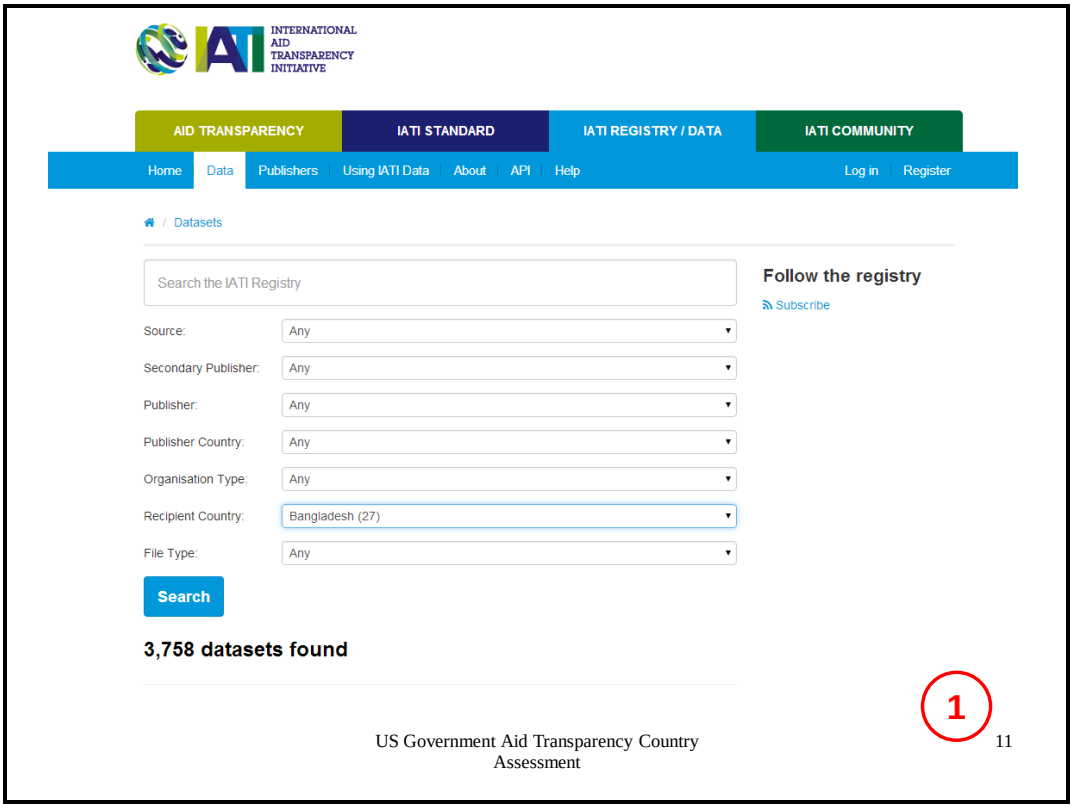
INTERNATIONAL AID TRANSPARENCY INITIATIVE
AID TRANSPARENCY
IATI STANDARD
IATI REGISTRY / DATA
IATI COMMUNITY
Home
Data
Publishers
Using IATI Data
About
API
Help
Log in
Register
Datasets
Search the IATI Registry
Follow the registry
Subscribe
Source:
Any
Secondary Publisher:
Any
Publisher:
Any
Publisher Country:
Any
Organisation Type:
Any
Recipient Country:
Bangladesh (27)
File Type:
Any
Search
3,758 datasets found
1

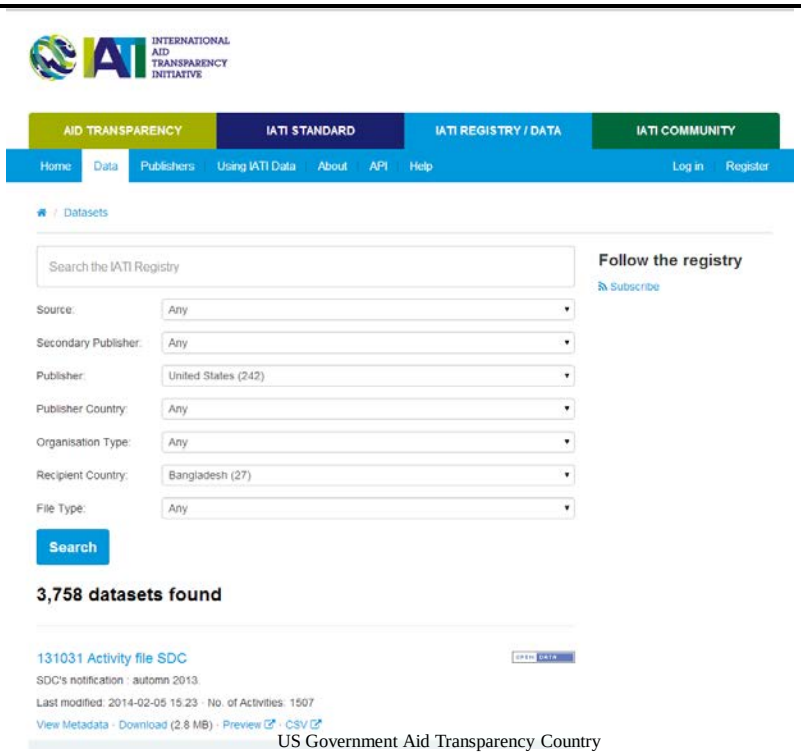

1

US Government Aid Transparency Country Assessment

12

2

US Government Aid Transparency Country Assessment

13

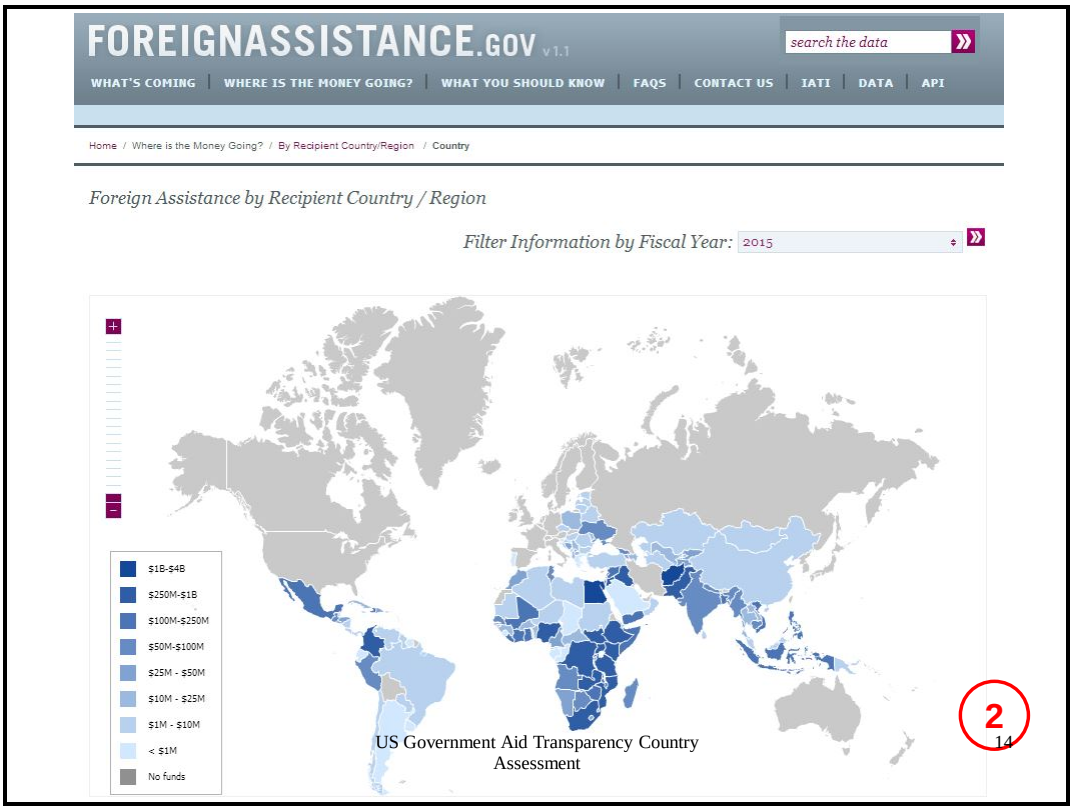

US Government Aid Transparency Country Assessment 14

US Government Aid Transparency Country Assessment 15

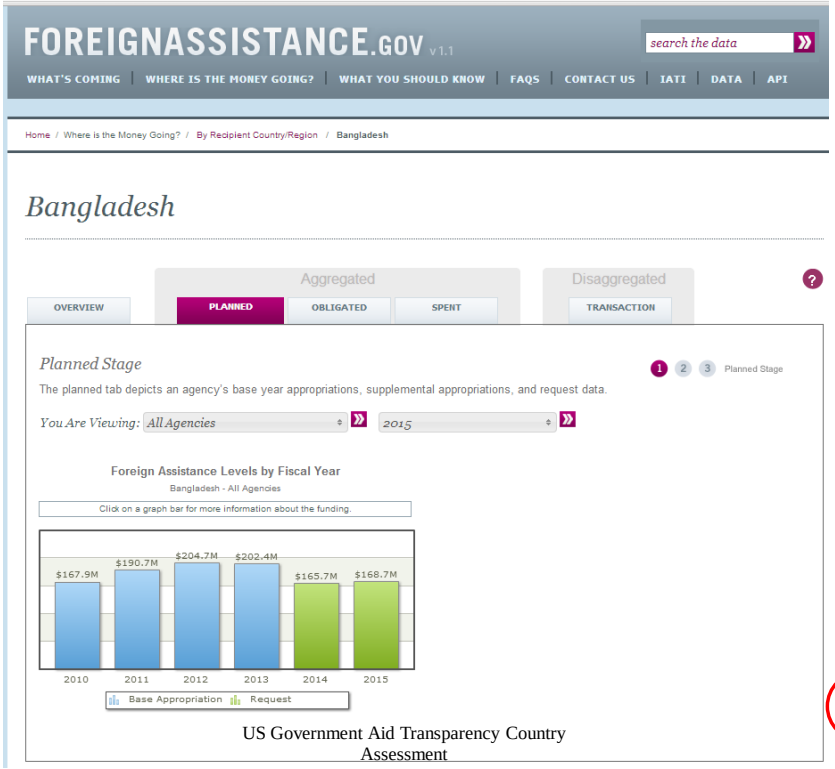

US Government Aid Transparency Country Assessment

2

16

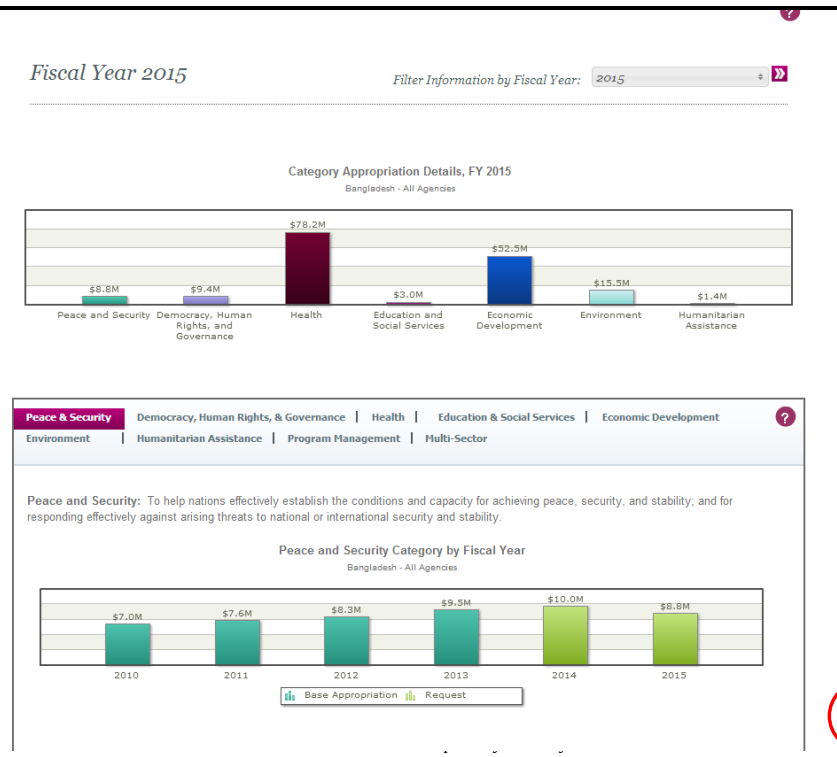

Assessment

2

17

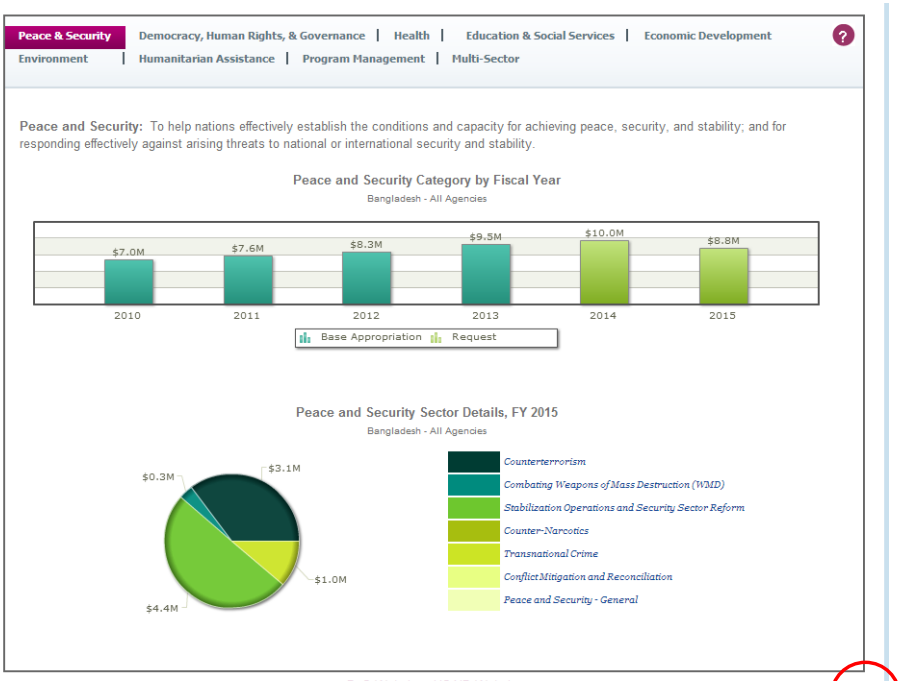

US Government Aid Transparency Country Assessment

18

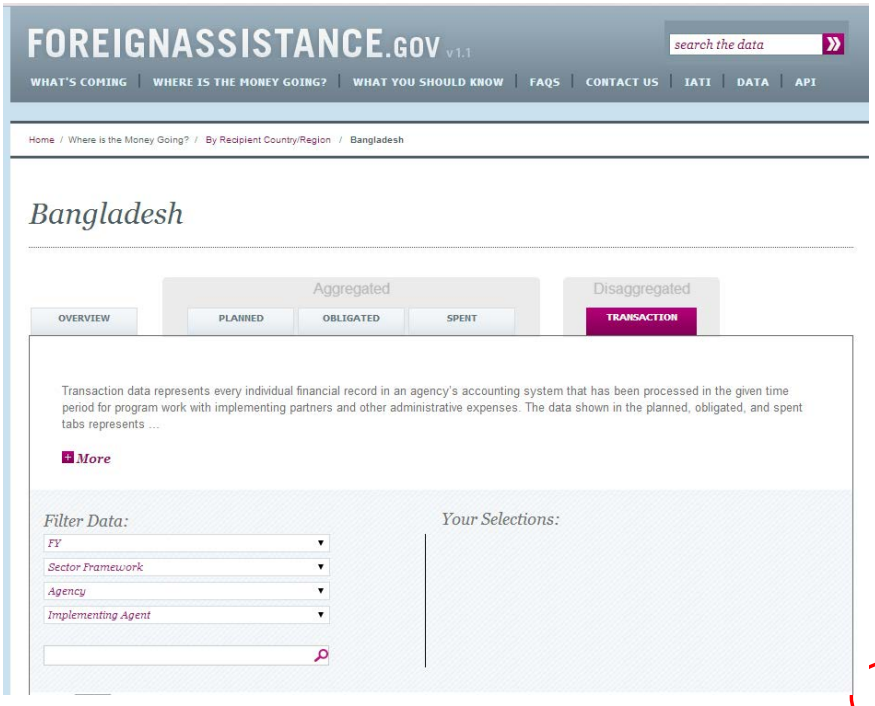

US Government Aid Transparency Country Assessment

19

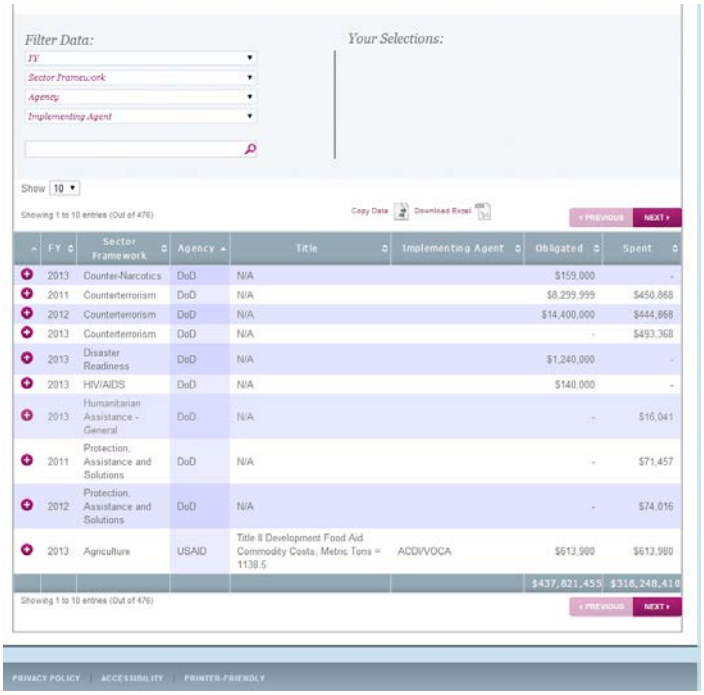

US Government Aid Transparency Country Assessment

2

20

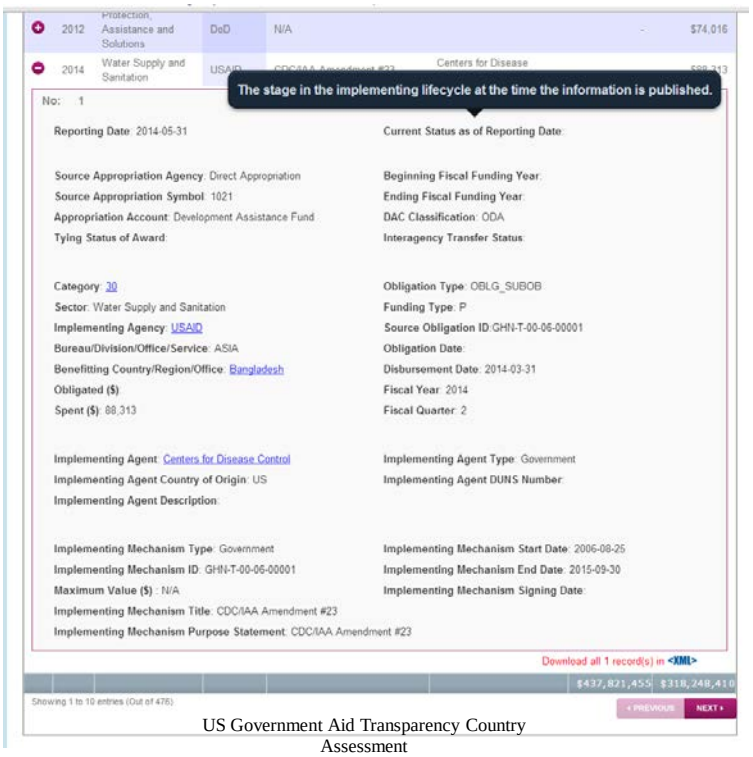

US Government Aid Transparency Country Assessment

2

21

3

US Government Aid Transparency Country Assessment

22

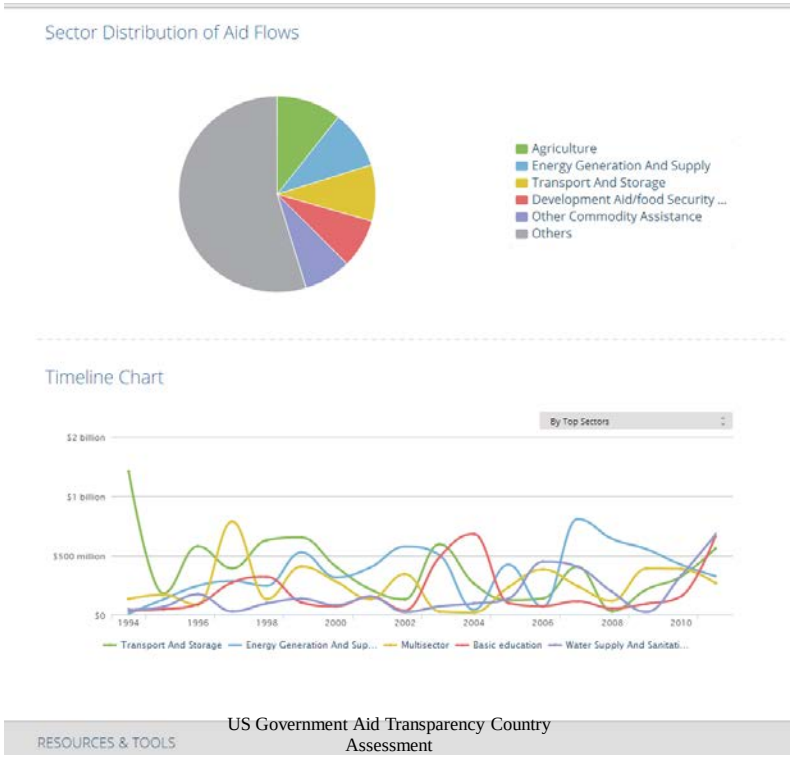

3

US Government Aid Transparency Country Assessment

23

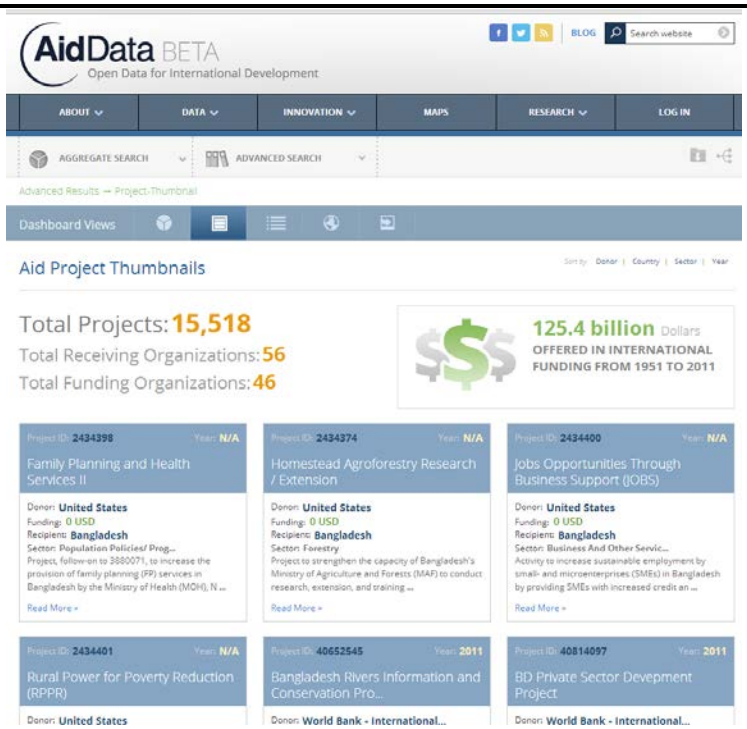

3

US Government Aid Transparency Country Assessment

24

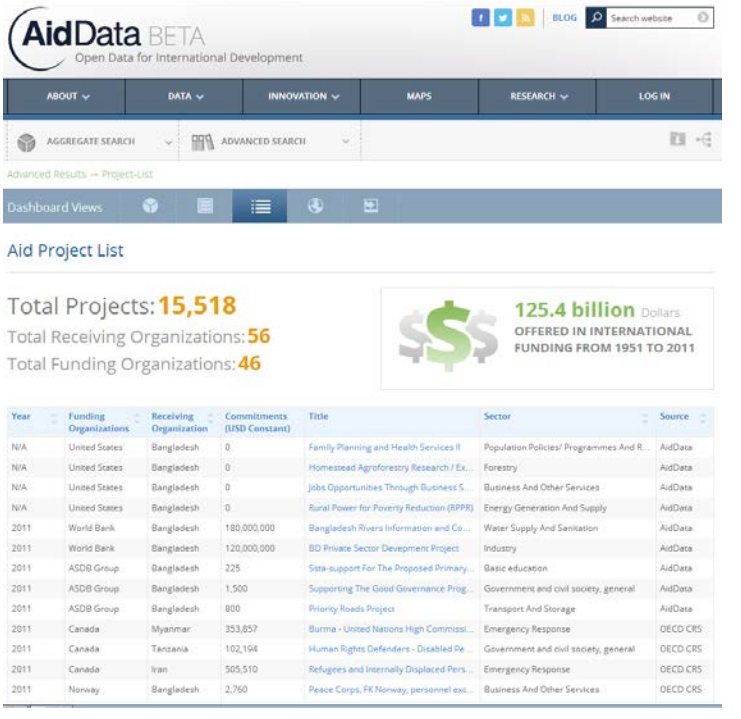

3

US Government Aid Transparency Country Assessment

25

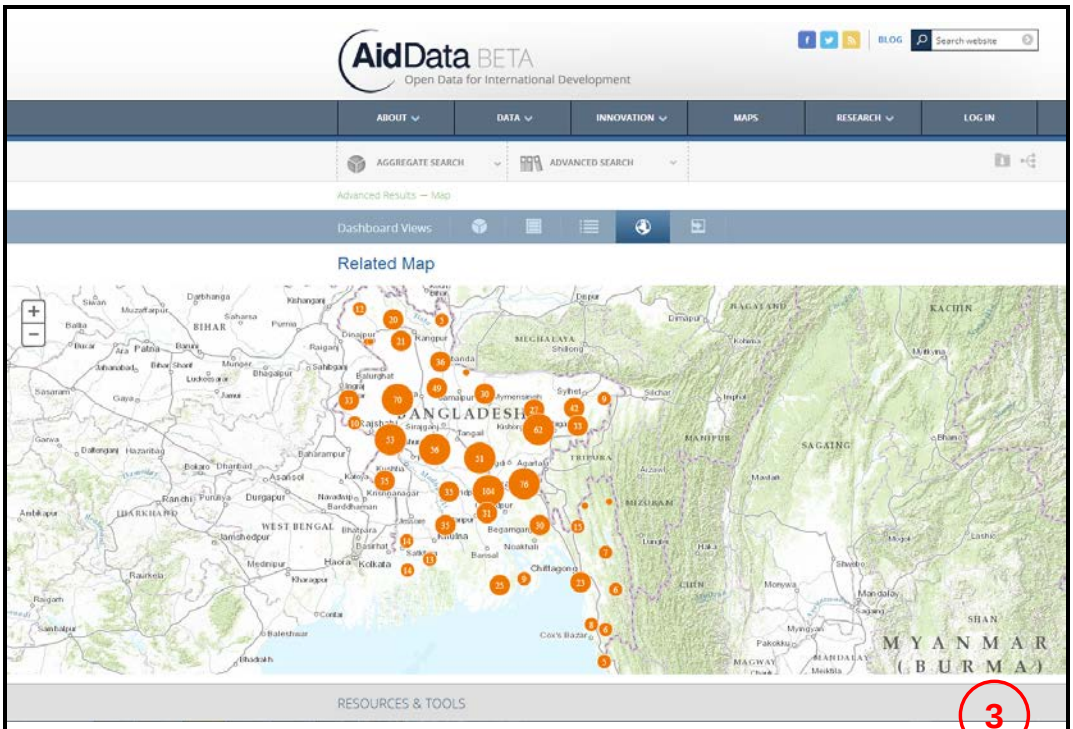

3

US Government Aid Transparency Country Assessment

26

4

US Government Aid Transparency Country Assessment

27

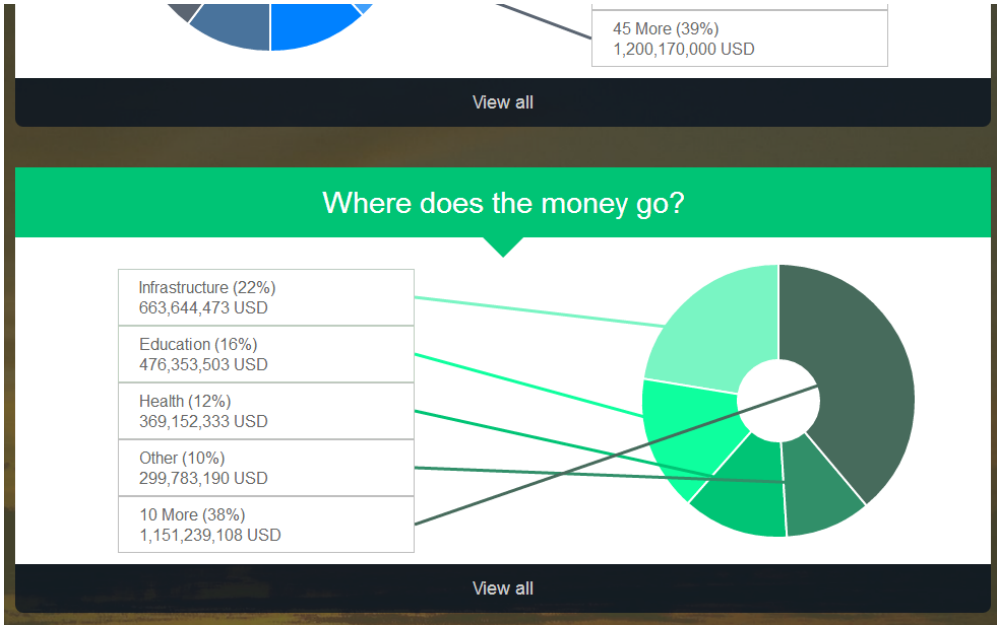

4

US Government Aid Transparency Country Assessment

28

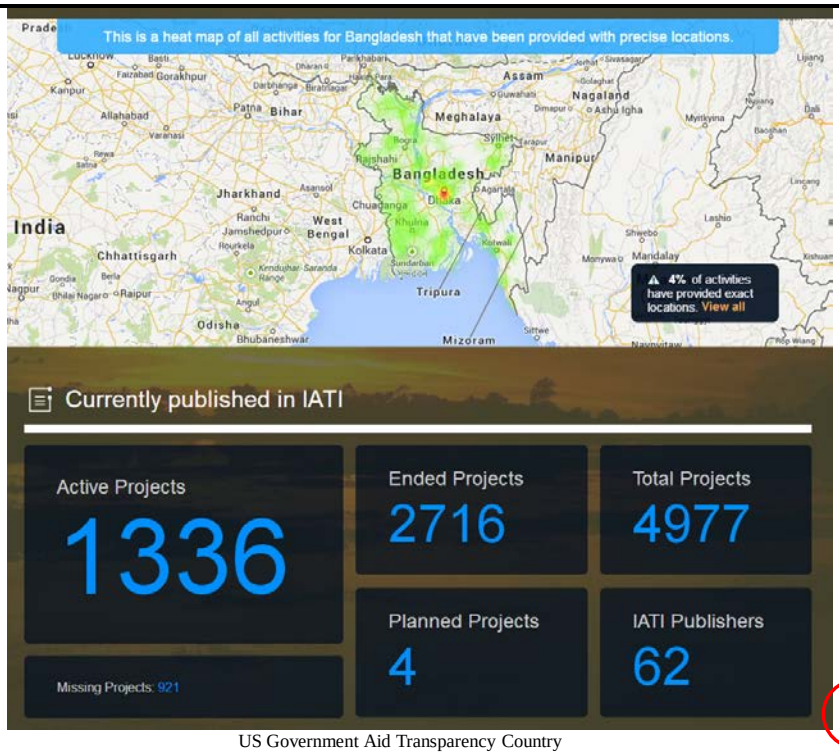

4

US Government Aid Transparency Country Assessment

29

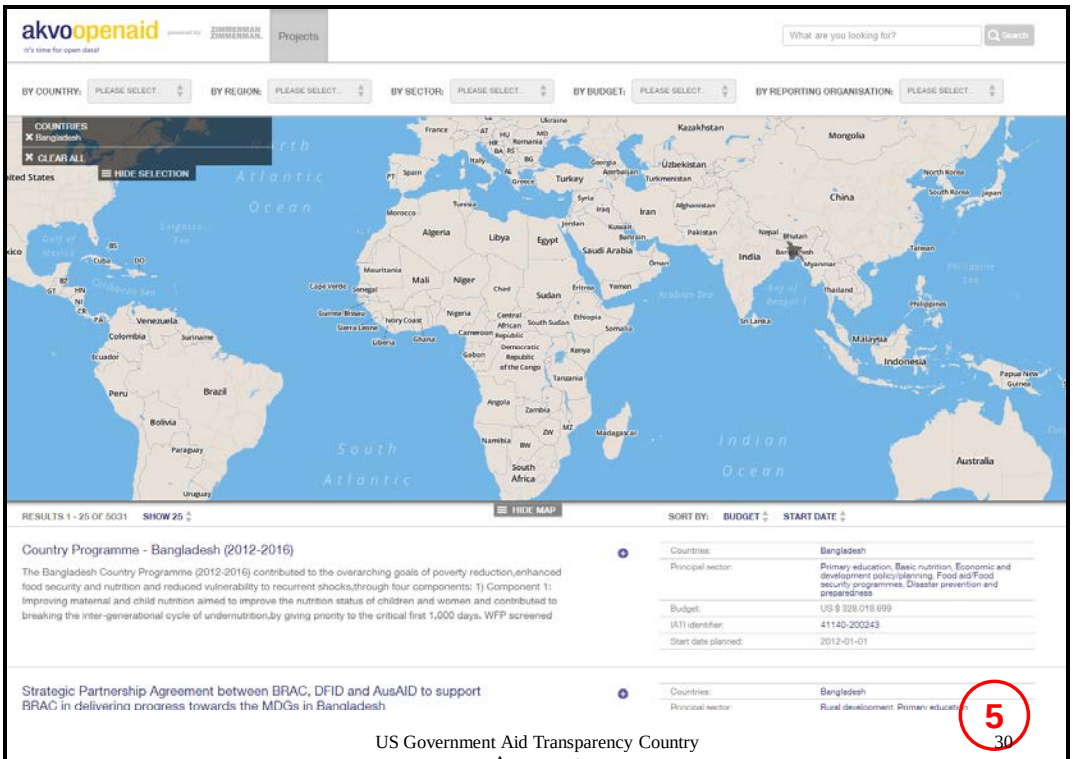

US Government Aid Transparency Country Assessment

30

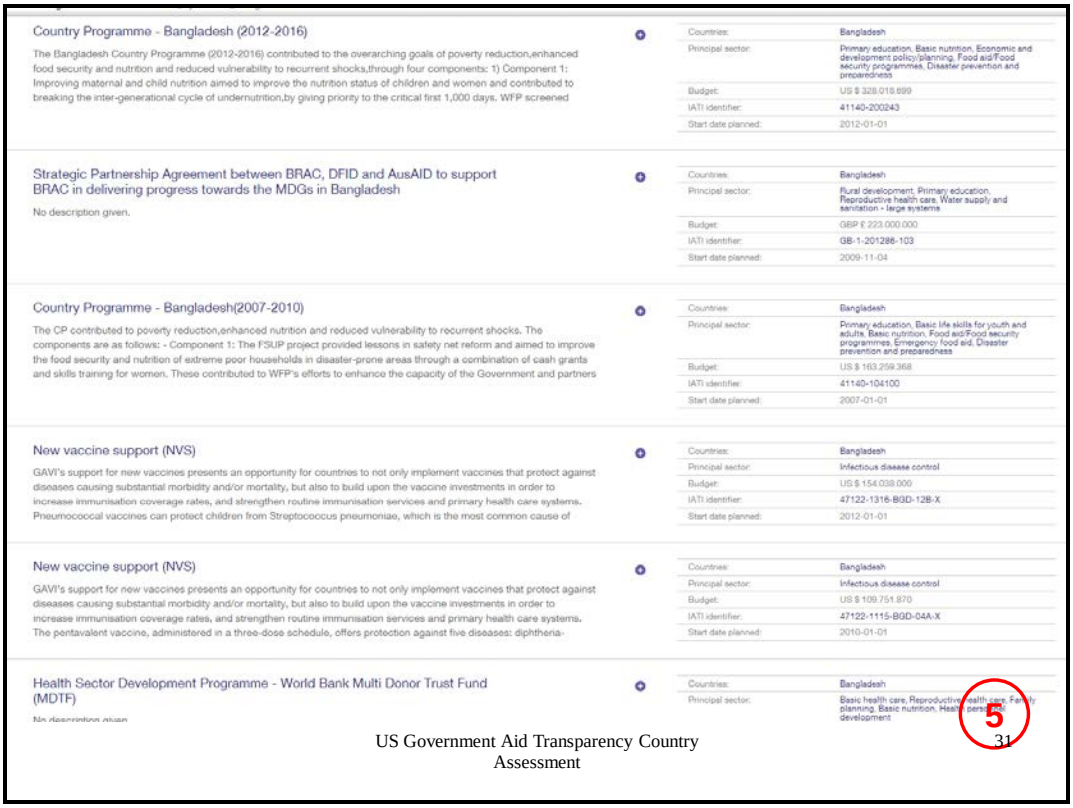

US Government Aid Transparency Country Assessment

31

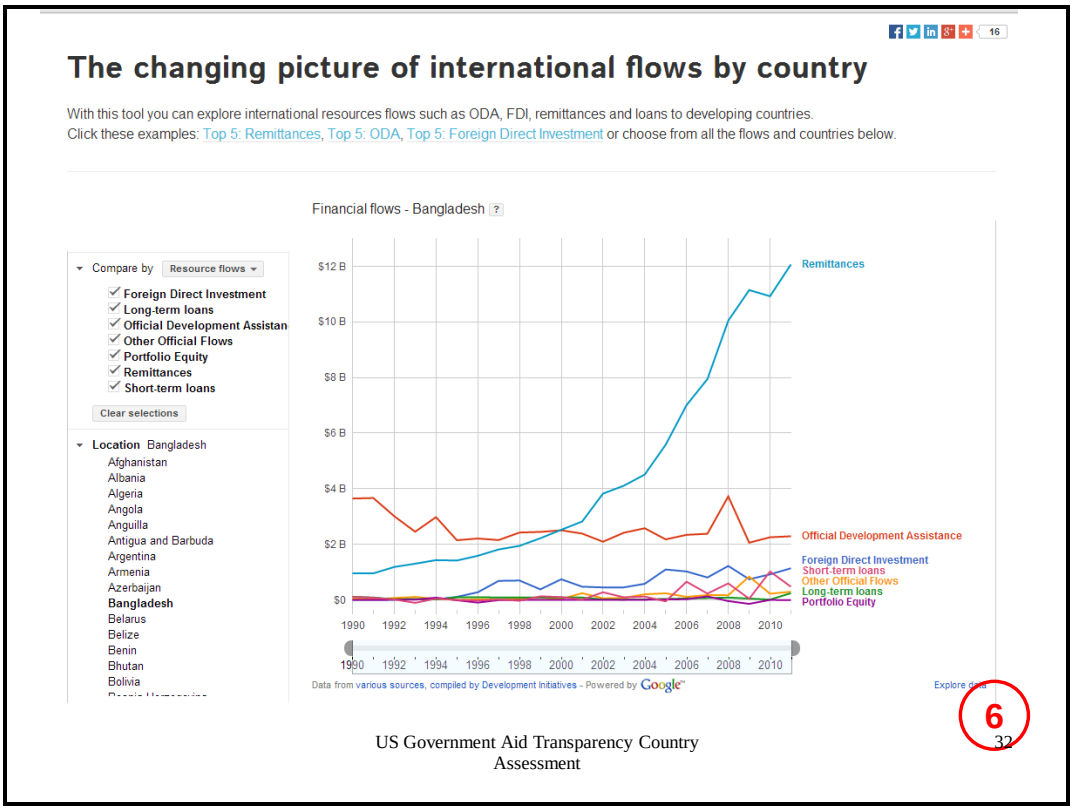

US Government Aid Transparency Country Assessment

32

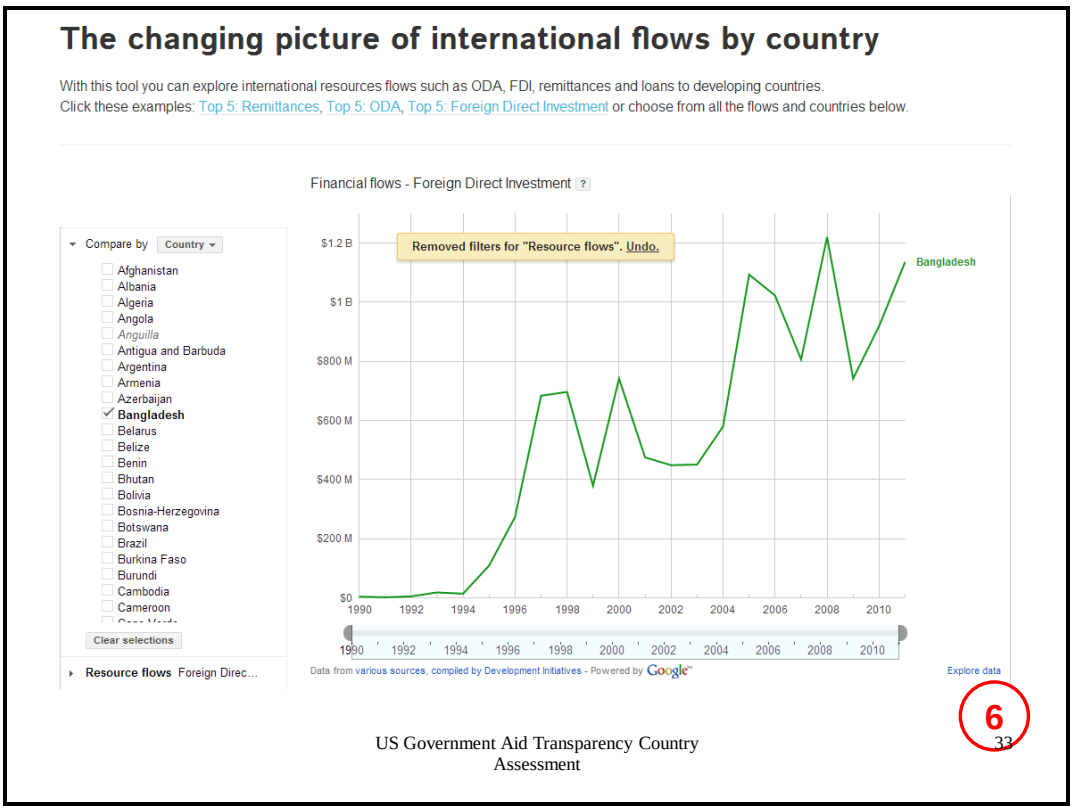

US Government Aid Transparency Country Assessment

33

KEY FINDINGS AND CONCLUSIONS

To help inform the U.S. Government's aid transparency agenda, USAID oversaw three aid transparency country pilot studies in Zambia (May 2014), Ghana (June 2014), and Bangladesh (September 2014). The country pilots assessed demand for the type of information that the U.S. Government (USG) is making available, its relevance, and the capacity constraints of different groups to use the information.

The pilot studies focused on the following stakeholder groups in the three partner countries:

- Ministry of Finance (MoF)
- Line Ministries (e.g., Ministry of Health and Ministry of Agriculture)
- Members of Parliament (and their staff)
- Media
- Civil Society Organizations (CSOs) (advocacy and service)
- Private sector entities, including those in the information and communication technology (ICT) sector
- Academia

The team conducted 27 interviews in Zambia, 36 interviews in Ghana, and 24 interviews in Bangladesh and questioned stakeholders on their needs for and current use of aid information. The main findings are that there is a lack of awareness, need for more and higher quality data, lack of accessibility to aid information, and need of support for use of data. These findings are presented below.

LACK OF AWARENESS

Significant Lack of Awareness of IATI by All Stakeholder Groups

In all three countries, there was a general lack of awareness of international aid transparency efforts. Very few stakeholders had ever heard of the International Aid Transparency Initiative (IATI) and no one had heard about or visited the ForeignAssistance.gov website prior to the teams' visit to each country. This lack of awareness was common among all stakeholders: government counterparts in partner countries; potential information intermediaries like the media, and CSOs and advocacy organizations; private companies; and academia.

Those few stakeholders who had heard of IATI did not have a clear understanding of its purpose or the type of data available in the IATI format and were not using IATI data in any way. In Zambia and Ghana, even key stakeholders, such as the Ghanaian Open Data Initiative team had only a vague notion of IATI and efforts by donors to provide more and higher quality data on aid flows. In Ghana, only one unit of the MoF was familiar with IATI and uses its data. In Bangladesh, MoF staff members were very familiar with IATI because a senior member of the ministry chairs the IATI Steering Committee.

Although an assessment of the information needs of staff at USG headquarters and in USG country missions was outside the scope of this study, the team found that among USG staff, awareness of IATI, the ForeignAssistance.gov website and the overall relevance of aid transparency efforts was

very low. While most of the staff members had heard of the ForeignAssistance.gov website, few realized that it includes transaction level data and even fewer were aware of the connection of this data with aid transparency issues. In addition, USG agency staff members were not aware of the relevance of the ForeignAssisstance.gov website or the underlying IATI data for their own work.

Conclusion: For aid information to be useful, it is necessary to raise awareness of all relevant stakeholders on existing aid transparency efforts, including the ForeignAssistance.gov website and the IATI.

Local Stakeholders' Demands for Aid Data Remain Unfulfilled

In all three countries, most donor representatives (other than those involved with public affairs) were not aware of the demand for aid information among citizens and felt that citizens generally were not very interested in aid information. Most donor representatives considered their primary audience information on their activities to be the public back home. This perception is partly a result of Civil Society Organizations (CSOs) and media not voicing a demand for information.

Conclusion: The donor communities in the three pilot countries are generally not aware of the various stakeholders' need and desire for information on development cooperation, project activities and aid flows.

Demand for Information is Latent or Hidden. Stakeholders "don't know what they don't know"

This lack of awareness among donors may also be due to the fact that, in some cases, demand for information is latent and needs to be activated. Although local stakeholders expressed general interest in better access to more data, they are not aware of the information tools that are already available. For example, in Zambia, citizens in a province became very interested in a specific project when a local CSO produced evidence that an agreement for this particular provincial project had been signed several years prior, but its implementation had been delayed. Similarly, Transparency International in Bangladesh stressed the fact that people will be interested in aid information as soon as they realize how it relates to their own lives. Members of the media in all three countries agreed that there is great demand for information on the status of projects and where money is being spent for projects implemented in their own district, town or province. However, only very few journalists and CSOs actively search for this information. Another possible reason for the low demand for aid information is that information currently available to citizens is often hard to understand and not available in the proper context or format.

Conclusion: Host-country stakeholders' demand for aid information is low because of a lack of awareness of available information. Compounding this is the fact that available information is not very accessible and difficult to understand.

NEED FOR MORE AND HIGHER QUALITY DATA ON THE FOREIGNASSISTANCE.GOV WEBSITE

Data Currently on the ForeignAssistance.gov website is Valuable to Local Stakeholders

The team discovered that almost all stakeholders interviewed want and need foreign assistance data for several purposes, such as strategic and implementation planning, public accountability on foreign aid flows, promotion of civil society participation in foreign aid decisions, anti-corruption efforts, as well as finding business and funding opportunities for CSOs and for-profit local entities. When presented with a spreadsheet with project level data for their country from the ForeignAssistance.gov website, all the interviewees were very interested in this type of data. Although the current data on USG aid flows provided through the ForeignAssistance.gov website does not meet all data needs, it was still found to be useful to stakeholders; as one Parliamentarian put it, "it gives us a place to investigate further".

Conclusion: The existing ForeignAssistance.gov website and the USG commitment to IATI standards are valuable in supporting aid transparency and the data needs of a variety of stakeholders.

Additional Data Covered by the IATI Standard are Also Needed

However, all stakeholders also wanted data not currently available on the ForeignAssistance.gov website. In addition to knowing how much money went to an organization in a particular sector, they wanted to receive more details about project goals and activities, where these activities would be located in-country (at the district or lower level, if possible), results and status of the project, contact information, and other key information essential to transparency. As one media representative put it, citizens want to know, "where is the borehole you promised my town?"

This data requested and required by stakeholders is not currently available on the ForeignAssistance.gov website though it is part of the IATI Standard. Once all USG agencies implement the IATI standard fully, all data needs will be met by USG agencies.

Conclusion: Once the USG meets its commitment to publish additional data using the IATI standard, the data needs of local stakeholders would be largely met (provided that they are able to access and use IATI data).

NGOs Are an Important Contributor of Aid Data for a Complete Picture

IATI brings together donor and recipient countries, CSOs, and other aid providers who are committed to working together to increase the transparency of aid flows. While most major bilateral and multilateral donors are publishing information to IATI as well as some CSOs, the comprehensiveness and completeness of reporting varies. For many stakeholders, it is important to obtain a comprehensive overview of aid flows to a given country or sector. USG agencies play an important part in providing this data. However, to meet current data needs fully, all donors, including NGOs, foundations, implementing partners, and non-OECD donors would have to provide data in the IATI standard in order to present a complete picture of global aid flows. Many

stakeholders highlighted the importance of NGOs to participate in this international aid transparency effort.

Conclusion: All aid providers need to supply standardized data on their project activities for stakeholders to obtain a comprehensive overview of all aid flows.

Trust in ForeignAssistance.gov Data Needs to be Protected

Stakeholders expressed a strong level of trust in data published by the USG, often much more so than in the data published by their own governments. However, some stakeholders expressed concerns about data inaccuracies on the ForeignAssistance.gov website. While all financial data published to the ForeignAssistance.gov website is accurate (as USG agencies provide this data from their audited systems that are also used in official reporting), the descriptions are sometimes incomplete or refer to multiple projects under the same contract mechanism. This confusion leads to erroneous understandings of the data, which can undermine trust in the data. In some cases, the quality of existing information needs to be improved to be useful for multiple stakeholders.

Conclusion: Increased attention needs to be paid to setting realistic expectations on data completeness, quality, and accuracy, as well as continued focus on improving the quality of data published on the ForeignAssistance.gov website.

LACK OF ACCESSIBILITY OF AID INFORMATION

Local Citizens Unlikely to Access the ForeignAssistance.gov Website Directly

Even if USG agencies publish more and higher quality data on development cooperation and citizens are aware that aid information is available, they may not necessarily be able to access it. Many potential users of the ForeignAssisstance.gov, IATI and other similar tools are faced with connectivity problems and high costs of internet access. This is particularly true for the traditionally marginalized groups within society, such as the extreme poor, women, or those living in rural areas. It is not realistic to expect that these stakeholder groups will access aid information through the internet.

Conclusion: For the foreseeable future, access to aid transparency information via the internet will be out of reach for large portions of the population in the countries that receive foreign assistance due to limited internet access.

Intermediary Organizations are Able to Translate and Disseminate Aid Data to Local Citizens but Lack Capacity to Use Online Data Tools

For the vast majority of citizens in the three countries visited, intermediary organizations are needed to obtain aid information as well as to disseminate information on foreign assistance. Such intermediary sources include newspapers, local radio stations, national or local CSO networks, and local government representatives or village ICT centers. Internet access for these stakeholders is adequate in urban areas. In rural areas the quality of internet access varies, but all intermediaries have access to email services. Intermediary organizations can also translate information about local project activities in local languages.

However, many intermediary stakeholders are not familiar with online data tools and had difficulties navigating the ForeignAssistance.gov website. Therefore, efforts need to be made to ensure that all relevant stakeholders can access information about development cooperation in ways that are useful and meaningful to them. In Ghana, there were several examples of successful projects focused on "ICT journalism" where media representatives were trained to use data to inform citizens.

Conclusion: Using existing communication networks, intermediaries effectively distribute aid transparency information and any efforts to make aid information more available must begin with these intermediaries.

NEED OF SUPPORT FOR DATA USE

IATI Data can Improve Accountability and Coordination

In all three countries, donor coordination of foreign assistance activities occurred primarily at the sector level. For example, in Ghana, the MoFA has developed and maintains a master spreadsheet that tracks donor-funded projects in their sector. Managing and updating this spreadsheet is very labor intensive and time consuming. The use of IATI data needs to be actively promoted in line ministries and other relevant government institutions to promote donor coordination and planning at the sector level.

The publication of IATI data by USG agencies and other donors is not only geared at improving aid management at partner country level, but also accountability. For this purpose, aid information needs to be used by watchdog organizations, anti-corruption organizations and media. In the three countries, stakeholders' use of IATI data is limited because of their lack of awareness of the existence of IATI data.

Conclusion: There is a general need to actively promote the use of data in the three countries to ensure that aid transparency also results in greater coordination, accountability, and efficiency.

IATI Data Can Improve Host Government Management of Foreign Assistance Portfolios

In all three countries, the data provided by USG agencies through the ForeignAssistance.gov website and the IATI registry is seldom used. For example, the aid management unit in Ghana does consult IATI data regularly to create an overview of aid flows. The MoF in Bangladesh launched an online aid information management system (AIMS) in October 2014 that is based on the IATI standard. Currently, data entry is manual but future plans include ways to automate the data transfer from the IATI registry to the AIMS. The MoF of Ghana is also in the process of procuring an aid information system that is likely to be based on IATI format. The current transfer of data from donors to partner country ministries of finance is done manually. This data provision is cumbersome, time-consuming, and error-prone. The use of IATI data provided by donors can improve the data provision considerably.

Conclusion: The provision of standardized, structured data according to the IATI standard by USG agencies has the potential to greatly enhance data transfer from the donors to the

ministries of finance in partner countries. Donors can promote the use of IATI data by supporting aid management systems.

Local Stakeholders Need More Than Data to Hold Implementers and Governments Accountable

In the context of governance and accountability, the subject of citizens' feedback has gained increasing importance in USG agencies in recent years. Citizens' feedback on project activities is not conceivable without current, detailed, comprehensive, and structured information made available to them. Stakeholders interviewed in Zambia, Ghana, and Bangladesh repeatedly highlighted the need for comprehensive, detailed, and accessible aid information to hold project implementers and government to account. While the availability of data and the capacity to use it do not ensure effective accountability, the training of citizens and CSOs on data use is one of several activities that need to be completed to improve accountability.

Conclusion: Training citizens, CSOs, and media representatives in the use of data is one element of promoting effective social accountability.

ForeignAssistance.gov and IATI Data Can Support USG's Internal Needs

As mentioned above, assessing the data needs of USG staff was not part of the scope of the project. However, internal discussions with USG staff suggest that additional information published through ForeignAssistance.gov could be very useful, for example, to improve coordination with other donors and respond to public inquiries. The communications departments at USG agencies are faced with regular information inquiries on project activities. Responding to these inquiries can be time-consuming for communications staff and potentially for project managers.

In addition, in recent years there has been a strong drive for evidence-based strategy and decision-making at USG agencies. All strategic decisions require the availability of current, detailed, comprehensive, and structured information, including information from monitoring and evaluation.

Conclusion: Active support for the internal use of ForeignAssistance.gov and IATI data is needed to ensure that aid transparency also benefits USG agencies themselves. Publishing current, detailed, comprehensive, and structured information in an easy to use and accessible format can significantly reduce the burden of communications officers, while at the same time reach additional users.

RECOMMENDATIONS

INTRODUCTION

To help inform the U.S. Government's aid transparency agenda, USAID oversaw three aid transparency country pilot studies in Zambia (May 2014), Ghana (June 2014), and Bangladesh (September 2014). The country pilots assessed demand for the type of information that the U.S. Government (USG) is making available, its relevance, and the capacity constraints of different groups to use the information.

The recommendations presented below are based on the empirical evidence and conclusions from the three country pilot studies. The recommendations are intended to help improve the transmission of foreign assistance data from the U.S. Government to ensure that its aid transparency efforts promote economic and social development.

SUMMARY OF KEY FINDINGS

USG efforts to increase aid transparency include the creation of the ForeignAssistance.gov website and joining the International Aid Transparency Initiative (IATI).[83] Through these efforts, the availability of information on aid flows by USG agencies has already been improved. But there is still a large unmet demand for aid information in the partner countries included in this assessment. This demand comes from various stakeholders, including Government Ministries (Finance, Planning, and Line Ministries), parliamentarians, district government officials, advocacy, and service CSOs, the media, academics, and the private sector.

The four key findings of the study relevant to these stakeholders are:

- Lack of Awareness: Most stakeholders from CSOs, media, academia, private business, and partner country governments interviewed during the pilot study were not aware of the current aid transparency efforts by the USG and other donors.
- Need for More and Higher Quality Data on the ForeignAssistance.gov website: to address data quality, comprehensiveness, and completeness.
- Lack of Accessibility of Aid Information: The platforms are underused because of internet connectivity problems and lack of familiarity with online databases.
- Need to Promote Data Use: To reduce manual data collection efforts of partner countries, ease reporting burdens of donors, improve data quality, and create incentives for more comprehensive reporting.

[83] Bilateral and multilateral donors at the High Level Forum for Aid Effectiveness created the International Aid Transparency Initiative in Accra 2008 to improve the transparency of international aid flows. The initiative has developed into a global standard to report aid activities in a detailed, comprehensive and machine-readable format and a global data registry where data reported by each implementing agency can be found.

OVERVIEW AND STRUCTURE OF RECOMMENDATIONS

Although some important steps have been taken, additional work is needed to meet the IATI commitment and the needs of stakeholders. In line with the key findings, the study recommends four broad areas to help the USG meet these needs and advance its aid transparency efforts:

1. Raising awareness of aid transparency, its relevance, and existing information sources;
2. Publishing more and higher quality data to the ForeignAssistance.gov;
3. Improving the accessibility of aid information; and
4. Promoting the use of existing data to create a positive impact on awareness and data quality.

The recommendations are directed to the following three groups, recognizing their specific roles within the USG in improving aid transparency:

- USG agency headquarters;
- USG country offices; and
- The team responsible for the ForeignAssistance.gov website.

The recommendations for each group are clustered into the four areas outlined above. Within each area, the recommendations are listed by priority. For each recommendation, some concrete actions are provided on how these four areas can be addressed by the U.S. Government to improve aid transparency for local stakeholders. These actions are not prioritized and are not comprehensive.

CAVEATS

The following caveats must be considered when planning any action based on the proposed recommendations.

1. Limited sample: The pilot study was only conducted in three countries. While the findings were very consistent across the three countries, it cannot be assumed that the findings are representative of all USG partner countries.
2. Limited geographic scope: The pilot was conducted in three Anglophone countries where many local stakeholders were fluent in English.
3. Capital cities only: The pilot work was conducted in capital cities only and therefore, does not include direct input from stakeholders outside capitals
4. Local stakeholders only: While the research included conversations with U.S. based USG staff, USAID Mission staff, and Embassy staff, as well as some CSO representatives in Washington, DC, issues related to their access to, demand for, and use of existing foreign assistance data were outside the scope of the study. However, the team recognized that these stakeholders are consumers of this data as well as important contributors and advocates.

5. Comparison with other donors: While the team met with other bilateral and multilateral donors in each of the three countries, comparing the USG's work with other donor experiences was not part of the scope of the project.
6. Cost analysis: Performing an analysis of the costs of implementing the study recommendations was outside of the scope of work. However, the assessment team recognizes that implementing some of these recommendations involves sizable costs.
7. Action/implementation plans: The scope of the assessment did not include the creation of action or implementation plans or an identification of specific groups/individuals within each USG stakeholder group that should be implementing the recommendations. The team recognizes that these recommendations may not be achievable without establishing specific accountability measures/milestones and dedicated resources.

RECOMMENDATIONS FOR USG

1.0 U.S. AGENCY HEADQUARTERS

1.1 Awareness Raising

1.1.1 Continue and expand support from senior leadership in order to elevate the importance of and accelerate aid transparency efforts.

Senior leadership should continue to communicate clearly and often on why these efforts are undertaken and how the efforts are expected to improve effectiveness, efficiency, reduce burden, strengthen evidence-based learning, and support anti-corruption measures.

Actionable steps include:

- Create specific information campaigns on how the USG contribution to aid transparency relates to open government and open data initiatives as well as USG international commitments to aid effectiveness.
- Integrate messages about aid transparency and references to existing work where appropriate into internal and external communications from USG agency leadership, such as in speeches, policy briefings, strategy documents, and country plans.
- Educate staff about aid transparency efforts through both existing formal trainings and new trainings specific to aid transparency. Use brown bags, workshops, and webinars to help inform all staff on efforts to increase aid transparency by USG and donors.
- Integrate aid transparency efforts into existing communication strategies to include information on aid transparency commitments, goals, ongoing efforts and next steps. For more detailed recommendations, see Annex 1.
- Continue to engage the inter-agency, Congress, and external stakeholders in discussions about on-going aid transparency efforts and solicit input and feedback on how to continue to make progress to advance USG transparency goals.

1.2 Publication of more and higher quality data

1.2.1 Improve quality, completeness, and regular publication of data to the ForeignAssistance.gov website.

USG agencies have already made significant progress in reporting current project level information in the IATI standard. Thus, most stakeholders responded favorably to the level of detail available on the ForeignAssistance.gov website. However, some stakeholders (including USG staff in country offices) expressed concern about missing or unclear activity titles and descriptions, most of which are coming directly from USG agency systems.

Actionable steps include:

- Improve data quality screening processes within each agency and across the U.S. Foreign Assistance portfolio to ensure that high quality data is being published while identifying concrete steps to improve data quality.
- Identify for all staff globally the systems, and more specifically the fields within each system, that will be made public. Provide concrete guidance and instructions for populating the fields, including definition and intended purpose.

1.2.2 Prioritize the publication of specific data considered high-value across all stakeholders and develop a plan to begin reporting this data.

All stakeholders asked the USG to publish additional data on each record included in the ForeignAssistance.gov website to provide a complete picture of the U.S. foreign assistance activity. The top four data priorities were:

- Geographic location of the project activities (sub-national level).
- Project documents such as goals/objectives, expected outcomes, and description of activities.
- Results data, such as monitoring and evaluation (M&E) reports and progress to date.
- OECD/DAC sector codes to allow aggregation with data from other DAC donors.[84]

Annex 2 presents a more detailed description of data priorities.

Actionable steps include:

- Create a plan that identifies next steps to incorporate the high-value data fields identified above.
- Pilot a small project to pull together a sample data set, such as from one mission or sector, to map out logistical issues around using data from different systems.

---

[84] The OECD Development Assistance Committee (DAC) has collected data on official development aid for several decades. This data comprises basic information for each activity of bilateral and multilateral donors that are members of the OECD. Among other data fields, the OECD DAC data contains a data field for the sector of a given project, for example primary health care or the production of cash crops. The OECD DAC has established a list of sector codes that define the general sector (e.g. agriculture) and the sub-sector (e.g. the construction of storage facilities for agricultural produce). Most OECD DAC members use these standard sector codes. The OECD DAC sector codes are also used in the IATI data standard.

- Explore crowdsourcing data with implementing partners, and possibly using data from open government sources such as Data.gov (also refer to the recommendation under "feedback mechanism" for the ForeignAssistance.gov website).

1.2.3 Encourage NGOs and other implementing partners to report their data using IATI standards, building on the USG's Open Data policy.

In several interviews, government representatives stressed the lack of information from international NGOs, as well as other implementing partners. As one of the world's largest donors, the USG has considerable clout to support data standards and publications within the foreign assistance community.

Actionable steps include:

- Consider encouraging—or where possible, requiring—INGOs and other implementing partners to report their activities in the IATI standard when they receive USG funding. For example, USAID can use its newly published Open Data Policy to require partners to follow IATI standards when publishing to the Development Data Library.
- Assess the practices of other donors, specifically DfID and the Dutch Ministry of Foreign Affairs, to promote IATI publication by civil society and private business partners.
- Work with other U.S. open government initiatives to make IATI the de facto standard format for all foreign assistance data captured or created by all implementing partners and internal systems.

1.3 Support Use of Data

1.3.1 Continue and deepen involvement in the IATI Steering Committee and other donor coordination and open data efforts.

The work on IATI-related issues is part of a larger context of Open Government and Foreign Assistance reform, requiring partnerships with other Open Data efforts in foreign assistance and open government.

Actionable steps include:

- Continue to support the use of aid information through the IATI Steering Committee e.g. by funding or participating in the development of user tools and outreach activities.
- Engage in international efforts to support the publication and linking of different data sets (such as demographic data published by The World Bank or national governments) to increase the value of IATI data. Link IATI information to data created by other open data initiatives such as the Open Contracting Initiative, Extractive Industries Transparency Initiative, and Open Budget Initiatives to include aid data into the general public finance databases.

1.3.2 Promote the use of aid transparency data within the USG.

USG agencies are not only providers of aid information, but also key users of aid information for reporting, portfolio management, evaluation, and learning. Recognition of IATI data as an important asset for internal use can increase internal motivation to publish high quality IATI data.

Actionable steps include:

- Encourage agency staff to use data published to the ForeignAssistance.gov website through training, advocacy, and awareness building efforts (as mentioned in the previous recommendations).
- Encourage the use of aid data in strategy and policy papers as well as regional projects related to good governance, anti-corruption, citizen engagement, and media empowerment.
- Carry out an assessment of USG Agencies' needs for foreign assistance data within an agency and across all USG agencies.
- Assess how IATI data can improve existing internal information gaps at the agency level, mission level or beneficiary level to promote internal use and internal ownership of aid transparency efforts.

2.0 USG AGENCY COUNTRY OFFICES

2.1 Awareness Raising

There was a lack of awareness about aid transparency efforts, IATI, and the ForeignAssisstance.gov website across all stakeholders interviewed in the three countries where the pilot was conducted. Yet, informed CSOs and citizens have the ability to monitor the implementation of projects at the local level and alert USG agencies to possible problems. Similarly, active involvement, voicing of priorities, and constructive feedback from civil society in the development of new strategies and programs is only possible when information on the current activities of USG agencies and others is available. Country offices play a vital role in increasing awareness about aid information among intended beneficiaries, CSOs, media representatives, parliamentarians, the private sector, and other local stakeholders.

2.1.1 Promote awareness of aid transparency efforts in country.

Actionable steps include:

- Integrate information about the ForeignAssistance.gov website and IATI into existing and future communication plans and build on established communication strategies. Specific detailed recommendations are included in Annex 1.
- Communicate internally the reasons why USG agencies are involved in aid transparency efforts and how these efforts are expected to improve effectiveness, efficiency, strengthen evidence-based learning, and support anti-corruption measures.

2.2 Accessibility of Aid Information

2.2.1 Support partner country government aid management and reporting efforts

For many CSOs and parliamentarians, publications from the national government about development cooperation are an important source of information. In all three countries, there are supposed to be annual national reports on development cooperation published by the MoF. In one country, this report had not been published in recent years. In another country, there was a perception that the donors presented erroneous data in the annual reports.

Actionable steps include:

- Promote aid management and aid reporting efforts by the partner country government, particularly with respect to publishing timely, comprehensive, and accurate development cooperation reports, including the reporting of projects on and off budget.
- Promote open data and the IATI standard in software system design by default. For example, if working with local government on designing or purchasing an Aid Management System, the IATI standard should be used as the standard to make the system more interoperable.

2.3 Support Use of Data

2.3.1 Train relevant local stakeholders on data literacy, use of aid transparency tools, and development of context-specific data tools.

Offer trainings on data literacy (or integrate data literacy into planned trainings) for different local stakeholders to increase the use of open data sites such as ForeignAssistance.gov. Such trainings could be organized in collaboration with other donors or government bodies involved in open data, such as the Ghana Open Data Initiative.

Actionable steps include:

- Train local media representatives and advocacy CSOs on "data journalism."
- Train local government, advocacy CSOs, and other related stakeholders on using open data sources to improve governance, oversight and performance monitoring.
- Train line ministries and service CSOs on how to use the data for better donor and program coordination, collaboration between activities, and monitoring and evaluation.

2.3.2 Promote the use of USG aid data in combination with data from other sources to meet specific data needs.

Actionable steps include:

- Engage with local and global ICT professionals, open data advocates and potential aid data users through local hands-on learning events, such as "hackathons." By demonstrating the available data and how this data can be used to build practical tools, data usage can be promoted within the user community.
- Explore local information needs and data accessibility challenges for specific users and conduct pilot projects on how ForeignAssistance.gov data in combination with other data (such as from the Demographic Health Surveys or The World Bank), can meet these information needs.

- Share and widely publicize lessons learned and success stories from such events and pilots to promote replication.

2.3.3 Consider actively integrating aid transparency data in USG programs on transparency, anti-corruption, good governance, and related programs where appropriate.

USG country offices are already implementing many programs related to good governance, anti-corruption, effective government, and related programs. These programs can be enriched by including an open data perspective and emphasizing the value of data, including aid data.

Actionable steps include:

- Look at ways to use aid data in programs on citizen's monitoring of public budgets or in public procurement projects.
- Encourage the use of aid data in strategy papers related to good governance, anti-corruption, citizen engagement, and media empowerment. Senior management can encourage the consideration of aid transparency issues (as well as using aid data as background research) in strategy development.
- Identify existing governance or transparency activities, for example on budget transparency and citizen monitoring, and assess the potential added value of open aid information.

3.0 FOREIGNASSISTANCE.GOV AT DEPARTMENT OF STATE

Developing the ForeignAssistance.gov website and the related processes adopted by each agency to populate the site was a time and labor-intensive effort. The recommendations here recognize the significance of this work and seek to build and expand on that investment. These recommendations suggest ways to increase the impact of the initial investments to meet the USG's IATI commitment as well as stakeholders' needs in the three countries where pilot studies were conducted.

3.1 Awareness Raising

3.1.1 Promote awareness of the website and its relevance.

The creation of and reporting to the ForeignAssistance.gov website are important steps to promote the transparency of USG aid flows. However, the pilot study found that until now most relevant stakeholders in the partner countries visited and staff in country offices were unaware of the ForeignAssistance.gov website and the IATI standard. Additional work is needed to improve awareness of their existence with local stakeholders and USG staff around the world.

Actionable steps include:

- Create online and printed communication materials that can be used by other USG agencies' communications department internally and externally. Consider producing these materials in multiple languages and targeting them to different types of site users.

- Ensure that the Public Affairs staff at the U.S. Department of State is well versed on the website (especially the ability to query transaction level data), the IATI standard and other tools that provide an international perspective of aid data as well as the relevance of the aid transparency efforts.
- Integrate social media usage to include share buttons both for the landing page and specific search results to allow users to easily share content via email or social media, such as Twitter or Facebook.
- Reach out to developers in the U.S. and abroad to support the development of new tools based on USG agency data and to explore opportunities for collaboration, such as creating connections and performing more outreach through developer spaces such as Github or StackOverflow.

3.2 Accessibility of Aid Information

3.2.1 Review the mandate of the ForeignAssisstance.gov team to ascertain to what extent citizens in partner countries are considered a target group and make resources available to meet the needs of this target group.

In all three countries, most donor representatives stressed that they perceive their public back home as the primary target of most of their media and social media communications. Efforts by the ForeignAssistance.gov team to make the website more accessible to partner country users need to be backed by a clear mandate and necessary resources.

3.2.2 ForeignAssisstance.gov should include country offices and local partners and their information needs in its communications strategy and outreach efforts

Actionable steps include:

- Offer webinars to communication officers at country missions to introduce them to the functions of the website and gather feedback on how to improve the website.
- Create videos to demonstrate the use of the website, and create wizards and diagrams to provide guidance to help users navigate the website.
- Allow users to subscribe to country-specific and user-defined email updates from ForeignAssisstance.gov. Such an option for email updates should be clearly visible on country pages.
- Link other websites that use USG IATI data to the ForeignAssistance.gov website, specifically websites that allow a user to see overall aid flows in a given country (for example d-portal.org). These links should be clearly visible on the pages of the ForeignAssistance.gov website that provide country-specific data.

3.2.3 Improve the usability of the website, especially for users less accustomed to on-line data portals and with low connectivity.

Actionable steps include:

- Streamline navigation of the website to allow immediate access to country pages. Several stakeholders expressed frustration that reaching a specific country page involved several clicks, and was thus inefficient and cumbersome.
- Minimize the use of terminology that is specific to USG agencies. This would allow non-USG audiences to better understand the language on the website. When such terms are used, a definition or explanation should be provided.
- Reduce page weight for transactions pages. The site should not include moving images on landing pages.
- Explore the feasibility of translation into multiple languages to reach a larger audience.

3.3 Support Use of Data

The key purpose of publishing data in open formats is to promote its re-use by different stakeholder groups. The team at Department of State should take the lead responsibility to promote the use of the data provided through the ForeignAssistance.gov website.

3.3.1 Support the re-use of data by website users (versus XML users).

Optimize the return user experience by making it easy for website users to access and download data sets on a repeat basis.

Actionable steps include:

- Allow users to create and save searches to take into account connectivity problems and connectivity costs in certain partner countries. Users should also be allowed to subscribe to updates of those searches, especially as the data is updated only quarterly.
- Allow log-in through social media. Creating portfolios via Facebook or LinkedIn profiles (i.e. allowing a user to "log in with Facebook") would help minimize "log in" fatigue as well as allow for social sharing of data.
- Improve the CSV (Excel) download capability, including bulk download, customized download options and download of transaction level data.
- Share saved searches where users can share saved queries via email or social media, such as a search query of "USAID funded transactions on Health in Bangladesh and India for 2014 to Save the Children".

3.3.2 Build iterative feedback opportunities from data consumers (developers and researchers) to continue to improve the data.

Actionable steps include:

- Provide a feedback mechanism to allow users to report potential data errors or misleading information to improve data quality.
- Link the website to already existing whistleblower mechanisms to allow users to report concerns over misuse of funds or corruption. These mechanisms should take into account the protection of whistleblowers. Information should be provided as to how such reports are handled.

- Investigate crowdsourcing of data clean up with the implementing partner community. If an implementing partner wished to improve the data listed on the site, create a process that allows the implementing partner to provide such data to the ForeignAssistance.gov website and have the data reviewed/approved.
- Investigate options for collecting user feedback from developers, for example by hosting events or participating in relevant events hosted by other organizations.
- The ForeignAssistance.gov website should help develop a community of developers to use its data in new and innovative ways by reaching out to developers in the U.S. and overseas, providing trainings and guidance targeted at IT professionals, and promote opportunities for collaboration.

3.3.3 Clearly mark data updates (current and future) and publish the data dictionary.

Some stakeholders, particularly government representatives, stressed the need to have current information and to know what the data does or does not include.

Actionable steps include:

- Include information on the ForeignAssistance.gov website that states when the data was last updated, expected date of next update and information on future plans for changes in data publication.
- Consider publishing an expanded data dictionary, including information on transaction level details. For example, USAID and the U.S. Department of State publish notes on the publication and limitations of data. These notes are useful and are needed for all USG agencies. In addition, the notes include some agency-specific terms that may be unfamiliar to non-USG users.
- Expand and improve existing information for IT developers with clear information on how developers could provide feedback or share their usage of the data with the U.S. Department of State.

3.3.4 Add notes on limitation of the data.

Trust in data quality is a key condition for the use of data. During the pilot study interviews, many stakeholders expressed greater confidence in the ForeignAssistance.gov website data especially compared to data from national government resources. This trust can only be maintained if current weaknesses in data quality are addressed and users are clearly informed of the limitations of the data.

Actionable steps include:

1. Communicate limitations of the data to data users, especially where data are partial or not complete.
2. Indicate when data are exhaustive by quarter or period and whether all USG agencies are providing their data in a given country or sector for the period selected.
3. Report if data have been redacted.

RECOMMENDATIONS ANNEX 1: COMMUNICATIONS RECOMMENDATIONS

USG COUNTRY STAFF

Audience: USG Country Staff

Develop an Internal Communication Package for Country Office Staff.

This communication package should provide both general information on aid transparency, its background and relevance, and information on the ForeignAssisstance.gov website and other data tools. It should include information on the International Aid Transparency Initiative (IATI), its origin in the aid effectiveness debate, its structure and goals, the IATI data registry and the aid transparency index measuring the implementation of the IATI standard. The communication package should stress the different elements of the aid transparency agenda: raising awareness, publication of data, increasing accessibility and promoting data use.

Actionable steps include

1. Communications packages should address specific staff groups individually, since different staff members have a different role and responsibility with regards to aid transparency. The communication package for country offices should address the specific perspectives of:
    4. Mission Directors, who need to provide overall leadership on this topic;
    5. Financial Officers who are entering data into the system and are key for data quality;
    6. Communication Officers that are in charge of external communication and Program Officers who engage with different local stakeholder groups, including beneficiaries.
2. Since information from other donors can be very relevant for staff, links to other data portals that provide information for all donors should be included in this information package. For example, the communication package could include a presentation of D-portal.org OpenAidSearch.org and OpenAidData.org which gives staff at country offices an easy overview of other development cooperation projects in the host country. It is very probable, that more tools will be available in the future and some tools may not be updated. The staff responsible for the communication package should review the list of recommended portals at least annually.

Audience: Local Stakeholder

This communication package should focus on CSOs, media representatives, universities, and other key stakeholders.

Provide Information on Data Sources Covering all ODA Flows

During the three country pilots, many stakeholders expressed a strong interest in knowing how much money is coming into the country and from which sources. This interest was rarely limited to only a single donor. To help meet this general need, UGS agencies should include references

to international data portals like d-portal.org, OpenAidSearch.org, and OpenAidData.org into such information packages. The choice of recommended portals should be reviewed at least annually.

Include Aid Transparency Information in Offline Communications

As communications professionals are well aware, for many people in developing countries, online information will not be accessible to some audiences, except through local intermediaries such as local government, CSOs and media. Communication plans about aid transparency need to take the accessibility challenges of language, internet connectivity, and literacy into account.

Actionable steps include

- To meet information needs of these stakeholders, communication plans on aid transparency should give equal weight to "offline" communications methods, such as billboards, posters, flyers, events, etc. The team learned about successful uses of billboards, for example, as a way to provide basic information on project activities to local communities. These billboards, and other materials, should always include information on which organizations are involved at the local level and on how interested citizens can obtain more information.
- Creation of flyers, pamphlets, fact sheets, posters, and other materials about aid transparency (including specifics about ForeignAssistance.gov), its background and objectives, and available resources to be shared with partner organizations, counterparts in national governments, intermediaries, and targeted audiences.
- Aid transparency is not only a priority for the USG– other bilateral and multilateral donors have demonstrated leadership on this issue. U.S. agencies should consider inviting other donors at national level to jointly create pamphlets, brochures or posters on aid transparency and available data sources in the national languages.
- Printed information should be distributed proactively to academia, CSOs, media and national government representatives and shared at events such as project launches, press conferences or similar events.
- Printed information should always provide links to ForeignAssisstance.gov and other relevant data sources.

Make Maximum Use of Websites and Emails for Aid Transparency Purposes

Most USG agency country offices have their own website. Many media, company and CSO representatives stated that they use these websites to access information. While connectivity is reasonably good in the three capitals visited, important intermediaries like local radio stations will not be able to access the internet regularly. However, they would be able to receive emails or printed materials.

Actionable steps include

- All country office websites should have a clearly visible link to the respective country page on ForeignAssisstance.gov to allow users to browse project information.

- For stakeholders with limited connectivity, communication departments in country offices should create an "Email-Update" from ForeignAssistance.gov (see recommendations for the ForeignAssistance.gov website) on their website to allow users to receive automated email updates on project activities. Such an email-update would be managed technically by the ForeignAssisstance.gov team. The responsibility of the country offices would be to integrate the email-update option on its website.
- Communication departments in country offices should offer an email-update on procurement information to meet information needs of private companies and NGOs seeking funding or business opportunities.

Include Aspects of Aid Transparency in Press Releases

Media representatives and CSOs/Private sector all highlighted that press releases are their main source of information on donor activities. While interviews with communications departments were outside of the scope of work, the team had one meeting with an Embassy Public Affairs Officers who confirmed this information.

Actionable steps include:

- Country Offices' communication departments should continue to provide detailed information on new projects to media, CSOs, and local government authorities via press releases. They should proactively contact relevant local radio stations with project specific information relevant for their area.
- Press releases should include information on where to find more and detailed data and include a documented source for all information cited. Press releases should include contact information for further enquiries.

Use Social Media to Raise Awareness about Aid Transparency and Data Sources

Social Media is becoming more powerful a communication channel throughout the world and most country offices have Twitter and Facebook pages that local audiences follow.

- Social media channels should be used to share information with people who may not actively search for aid information.
- Communication departments in USG agency country offices should follow social media accounts from ForeignAssistance.gov, the IATI Secretariat, and CSOs and other groups active in aid transparency and share their content where appropriate
- Re-tweet and share any local usage of USG or IATI data. Such shares should tag ForeignAssisstance.gov, so that the team at ForeignAssisstance.gov is aware of data use and can possibly engage with local users directly.
- Communication officers should enlist local social media mavens to tweet and share information with their networks.

Include Aid Transparency Issues in Trainings

USG country offices or local partner organizations frequently organize trainings for different audiences at local level. USG agency missions should consider including a brief session about availability of aid information in these trainings.

Actionable steps include:

- The availability of aid information and the relevance of open data in general should be included in some detail in trainings for media and CSO representatives interested in good governance, freedom of information, democracy, etc.
- The availability of USG aid information should be presented briefly at trainings focusing on other topics.

USG AGENCY HQ AND FOREIGN ASSISTANCE TEAM

Increase Visibility of ForeignAssisstance.gov and Related Tools

Increased visibility to IATI and foreign assistance data is needed in order for the full impact of aid transparency to come into effect.

Actionable Steps Include:

- Provide a clearly visible link to the ForeignAssisstance.gov on all its printed and online material including websites, electronic reports, printed reports, leaflets and studies, posters, email footers and at the back of business cards. Create and distribute communication packages about aid transparency and aid information to American Centers. These information packages could include posters and flyers about aid transparency and its relevance, IATI, ForeignAssisstance.gov and other tools presenting data for all donors.
- The information package should include draft text on aid transparency and its relevance to be included in external websites, templates for press releases, business cards, or email footers.
- Communication departments in country missions should include information on ForeignAssistance.gov and other relevant data sources into all communication materials of the country office with the templates provided by headquarters to advance awareness raising.

RECOMMENDATIONS ANNEX 2: DATA PRIORITIES

BASIC PROJECT INFORMATION

All stakeholders who were interested in aid information, wanted basic project information, including the name of a project, a description of the project activities, its budget, start and end date of the activity and sector information. To some extent ForeignAssistance.gov is already providing this information. For non-English speaking countries though the accessibility of this information is limited. The pilot study only included English speaking countries, but the challenge of language in non-English speaking countries is obvious and should be addressed both at IATI steering committee level and at ForeignAssisstance.gov level.

ForeignAssisstance.gov also provides sector information. However, this information does not follow the most common sector classification, i.e. the OECD sector coding. Aggregating USG agency data with data from other stakeholders is therefore challenging.

SUB-NATIONAL- GEOGRAPHIC LOCATION

Almost every stakeholder expressed demand for the sub-national geographic location of project activities (at the lowest level possible). Without a more specific geographic location, watchdog organizations are hampered in their work, parliamentarians are less able to engage in the development activities with their constituencies and citizens, as intended beneficiaries, are not able to identify, provide input and engage in activities planned in their area.

PROJECT DOCUMENTS

Some USG agencies provide brief descriptions of project activities on their websites. These descriptions are useful, but they do not meet the demand for detailed information. Particularly watchdog organizations, parliamentarians and media representatives want to know details about the overall project strategy, project goals, conditionalities, project activities, deliverables, expected outcomes and the overall project budget. Anti-corruption organizations are particularly interested in procurement documents and financial transactions.

RESULTS INFORMATION

The public in partner countries has very little information on results and outcomes of implemented projects. Some CSOs pointed out that donors frequently publish information on the launch of a new project, but very rarely information on which project goals were attained, which were not attained and why. Many stakeholders encountered during the pilot study stressed demand for results data to be able to hold donors and implementers to account. Results information is very likely to be in document format, for example in progress reports, final reports and evaluation reports. Like other documents, they should be published on USG agency websites. A link to these documents should then be included in the IATI data.

COVERAGE

IATI is not designed to make single aid providers more transparent. Instead it is designed to make the whole system of development cooperation more transparent. A crucial condition for this goal to be attained is that the data published in the IATI standard is comprehensive. Various stakeholders interviewed in the pilot study expressed that they want to have information not

about a single agency but about all aid providers, including NGOs. It is therefore important that all USG agencies meet the deadline agreed at the High Level Forum on Aid Effectiveness in Busan to fully implement the IATI standard by the end of 2015. In addition, all USG agencies should require their partner organizations (U.S. NGOs and NGOs in partner countries, foundations and companies) to report to them in IATI standard to enable he traceability of aid flows through the whole system.

APPENDIX I: SCOPE OF WORK

Encouraging Global Anticorruption and Good Governance (ENGAGE) IQC

Task Order

PPL/DE: USG Aid Transparency Country Pilots

1 Background

The United States Agency for International Development (USAID), Donor Engagement Office (DE) within the Policy, Planning and Learning (PPL) Bureau, requires the assistance of an ENGAGE IQC partner in coordinating the implementation of three country pilot studies outlined in the U.S. Government (USG) Aid Transparency Agenda for Action. These country pilot studies will have an operational focus and develop approaches that can be replicated and inform the USG's engagement in international aid transparency discussions. They will also assist partner countries in monitoring public financial and program-related data, thereby promoting greater transparency, accountability and effective governance.

USAID will lead coordination across USG agencies to identify the three countries where the pilots will be conducted, focusing on countries where the recipient country is eager to work closely with the USG, The World Bank, European Union (EU), other donors, and potentially the IMF, to determine:

1. The most valuable aid information that should be shared publicly and the best timeline and mechanism to collect and disseminate it;
2. The capacity constraints for recipient governments related to their ability to use the information effectively (e.g., in budgeting and planning systems); and
3. The appropriate indicators to be used and best practices to be incorporated for measuring the results of aid.

Under host-country leadership, and in partnership with CSOs, the USG will implement the findings of part (i) and (iii) across all USG agencies operating in each country and help to foster the collaboration needed for a sustained commitment to the effort by The World Bank, EU and other donors. In addition, the USG will work in partnership with host country governments, other institutions (potentially including the IMF), and CSOs to develop country-led plans to provide capacity building and technical assistance to help the host countries reap the full benefits of increased aid transparency.

The three countries selected for the pilot studies will be identified by USAID and will likely include one country with a USAID Mission from each of the following regions: Africa, Asia and Latin America. Countries will be selected based on the interest expressed by USAID country missions to participate, the presence of multiple USG agencies operating in country, the performance of the recipient country, and its commitment to work closely with the USG and other donors to ensure that the goals of the pilot studies are fulfilled.

2 Objectives

As outlined in the paper *Making U.S. Foreign Assistance More Transparent: An Agenda for Action*, foreign donors can deliver assistance in ways that strengthen the compact between states and citizens, so that governments are empowered to fulfill their responsibilities and citizens have the tools and mechanisms they need to hold their governments accountable. This compact can be undermined, however, by the way in which foreign donors currently deliver assistance without sufficient aid transparency.

In order to improve aid transparency, the Interagency Agenda for Action lays out the following objectives of an Assistance Transparency Initiative: 1) enhance foreign aid's development usefulness by assisting recipient governments to better manage their aid flows and empower citizens to hold governments accountable for how assistance is used, 2) increase the efficacy of our foreign assistance by providing a clearer understanding of what we are doing, where, and to what effect, and 3) strengthen international accountability by providing greater access to information on assistance to help developing country governments and international civil society to hold donors accountable for the quantity and quality of aid flows.

In November, 2011, the United States became a signatory to the International Aid Transparency Initiative. This commits the U.S. to publish its foreign assistance information to the IATI Standard and in the IATI format. In line with its commitments in the *Busan Global Partnership for Effective Development Cooperation,* the U.S. aims to publish to the IATI standard and format on a whole-of-government basis (subject to U.S. law and policy) by December 2015. In the intervening years, the U.S. aims to fulfill partner-country information requirements on U.S. assistance in an interim (2013-2015) standard and format, either from in-country information, where available, or through relays from Washington or regional office information providers, as appropriate.

In light of the U.S. commitments to IATI and the Busan partnership, the priorities for the Country Pilot task are:

1. Contractor assesses demand for information from different groups in society (host government executive branch, legislature, non- and for-profit civil society), compares the specific information demands to the IATI standard to see if additional, customized information may be demanded at country level;
2. Contractor assesses the capabilities of different groups to use the data in response to demand, and what the U.S. might do to in-country to respond to the differential capabilities (including options for local capacity development) and
3. Contractor recommends procedures for improving whole-of-government information transmission on a quarterly basis in the interim period from 2012 to the end of 2015 when the U.S. will be reporting as fully as possible to the IATI standard and format.

PPL/DE requires the support of an ENGAGE IQC partner in implementing the USG Aid Transparency Country Pilots, outlined in the Agenda for Action. In this role, the contractor will carry out and document the pilot exercises as specified in the scope of work below facilitated by the USAID field mission staff or contractors. Overall, the contractor will support USAID with all of the critical steps to ensure successful completion of the specified tasks in the scope of work to complete the Country Pilot Studies.

3 Deliverables

The contractor will be responsible for providing a Project Leader who will be principally responsible for providing substantive input into all tasks and deliverables as well as overseeing all work outlined below from beginning to end. S/he will serve as the primary point of contact with USAID/PPL/DE. The timetable will be revised as an initial task when the contract is signed and the contractor commences work.

Deliverable 1: *Conduct Pilot Country Assessments*. The contractor will conduct an assessment of key aid transparency elements (as agreed with COR) in each pilot country, in coordination with the USAID Mission and other USG agencies, and gather input from other donors, the host country government, and relevant CSOs. Findings from the assessment will be documented in a short situation report (maximum of 20 pages for each country). At a minimum, the assessments should address the following:

1. Outline current aid transparency efforts and systems in country, by USG agencies and other donors, at both the Mission/country level and the respective headquarters levels, as relevant.
2. Inventory the current USG-wide, and other donor, financial data and program/project indicators and information that are available and/or transmitted to/downloaded in the host country, at both the Mission/country level and the respective headquarters levels, including data available on the Foreign Assistance Dashboard (www.ForeignAssistance.gov) and in the IATI format, as relevant.
3. Review and document the information systems (e.g., Aid Management System (AIMS)), formats, and procedures that the host country governments currently have available and currently use to manage tracking of foreign aid.
4. Review any comparable pilot activities that may have already taken place in country (either by the USG, IATI or others) and document experiences and lessons learned. This should be included in the initial assessment.
5. Conduct interviews and host a round-table, in coordination with a contractor who will be engaged locally by the USAID Mission or with USAID mission staff. The interviews and round-table should include appropriate representatives from local government, civil society, USG agencies, and other donors (as relevant), to assess the foreign aid data requirements of the host country government (Executive Branch and Parliament) and relevant CSOs. The interviews and round-table should identify currently available data and information on the Foreign Assistance Dashboard, IATI and other sources as relevant. The assessment should include feedback on the usefulness and applicability of the existing data sources and identifies data gaps and constraints to data uptake (specifying data fields and information and timing/frequency of data requested). The USAID Mission and its locally hired contractor will take the lead in setting up interviews and the round-table. To the extent possible, these meetings should use existing structures for host country-donor dialogue so as to include discussions with other major donors regarding transmission and receipt of data and information in a similar and coordinated manner.

6. Compare the requirements generated above with the current Foreign Assistance Dashboard (www.ForeignAssistance.gov) capabilities and planned future capabilities and highlight discrepancies and/or potential interim solutions needed prior to the USG providing standardized data in the International Aid Transparency Initiative (IATI) standard and format by the end of 2015.
7. Conduct a constraints analysis of the obstacles for local stakeholders (Executive Branch, Parliament, sub-national government bodies, relevant CSOs, and media) to receive, access, and use aid transparency data. Also assess the ability and/or limitations of all USG agencies in country to provide requested aid data in a consistent format and timeline, and if country currently has AIMS in place, assess capability of all USG agencies in providing data into existing AIMS.
8. Summarize findings from the above elements and describe how these feed into the proposed plan and methodology for implementation of the pilot data transmission activities in each country.

The assessment should include a list of recommended options for the USG to explore in making information more accessible.

Deliverable 2: *Implementation of First Phase Data Transmission Test in Each Country and Monitor Results.*

1. For USG agencies that are not yet publishing data to the Foreign Assistance Dashboard, after initial contact from USAID, the contractor will follow up with these agencies, first in Washington and if necessary at field posts, to assess what quarterly data and information could be routinely provided in a standard format until the information is readily available on the Foreign Assistance Dashboard. The contractor will then facilitate the collection and compilation of this data into a standard format and ensure receipt and use of the data to the host government (including parliament) and civil society as articulated in the situation report mentioned above.
2. For USG agencies reporting detailed transaction level data to the Foreign Assistance Dashboard, after initial contact from USAID, the contractor will follow-up with these agencies to explore the possibility of obtaining any additional data or information, as identified by the needs assessment. The contractor will then facilitate the collection and compilation of this data into a standard format and ensure receipt and use of the data with the host government (including parliament) and civil society as articulated in the situation report mentioned above
3. Based on feedback from the interviews and round-tables, the contractor will provide preliminary recommendations to the USG on possible improvements that could be made to the Foreign Assistance Dashboard and USG IATI data to improve its usefulness for the host country.
4. This first data transmission should be comprised of one quarters' worth of data and be documented in conjunction with the locally hired contractors in a brief report of no more than 20 pages. The report should assess the capacity of host countries to receive and use the data and to establish indicators to measure results in each pilot country. In addition,

based on results from this first data transmission, the contractor will develop a capacity development plan to improve the capture and use of aid data going forward (for the host government, parliament, and civil society). This should be done under USG country leadership and jointly with other major donor partners in each country, as feasible.

Deliverable 3: *Make Adjustments in Process at Headquarters and in Each Country Based on Review*. Based on the first phase data transmission pilots, the contractor will make adjustments to the methodology, timing, process, systems, and any other elements as needed to respond to first-tranche review and in preparation for a second tranche data transfer.

Deliverable 4: *Implementation of Second Phase Data Transmission Test in Each Country and Monitor Results*. Once adjustments are made, as described above, the contractor will again test data collection and receipt and use in the pilot country in a second quarter. The contractors will again document the process, compare results with the first tranche to assure that previously-identified issues have been resolved, and assess host country parliamentary and civil society organization use of first-tranche information during country budget review process for its respective fiscal year. With host country and other donors, the contractor will then adjust the capacity development plan based on assessments of host country institutions mentioned and the results of the second transmission.

Deliverable 5: *Prepare Final Products*. Final products from pilots should include standalone country assessments that would be contained in a single report that will include an executive summary and overall recommendations. The final products should also include but not be limited to:

Country-specific

- Report documenting the case study experience of each country pilot (drafts will be vetted with USAID Missions in-country) which includes the final country assessments as specified in deliverable 1 and overall conclusions.
- Country-owned capacity assessments for use of USG assistance information
- Lessons learned and recommendations for scaling-up, focusing on enhancing local capacities to receive and use information and alternate ways of packaging and means of disseminating information to each different in-country information user.

Overall

- Executive Summary
- A proposed plan, methodology, recommendations and timeline for improving USG-wide aid transparency efforts - including data currently on the Foreign Assistance Dashboard and in the IATI format - that will result in relevant, useful data sharing with and subsequent data use by each host country government and other key stakeholders in the pilots. The proposed data and information, as well as systems used for data sharing and use may vary in each country. The plans should consider short and longer-term solutions, and take into consideration the USG's planned aid transparency efforts and timeline to begin transmitting data in IATI standard and format in 2015.

- The contractor should provide a proposed table of contents for the final report. The table of contents will be reviewed and finalized with the USAID technical advisor prior to formalizing the reporting format.

Deliverable 6: *Dissemination of Findings to Field, All USG Agencies, Other Donors, Civil Society Organizations, and Others*. The U.S. contractor will present pilot project findings and conclusions to around 20 Interagency and other interested stakeholders in Washington DC and make them available to USAID missions and mission-hired contractors. The missions and their contractors will present pilot project findings and conclusions to the host country government, parliament, CSOs and the USG interagency representatives in each country.

Note: A local contractor will be engaged in each pilot country to provide assistance in arranging meetings, reaching out and engaging key stakeholders, and documenting activities at each stage of the pilot.

4 Management and Reporting Arrangements

The contractor will serve in support of USAID/PPL/DE, which will provide day-to-day oversight of the contract as subject-matter management. USAID will be responsible for consultation within the interagency, convening interagency meetings, initial contact with USAID regional bureaus and field missions and representation at Interagency Policy Committee (IPC) meetings.

The contractor will prepare products as specified in the terms of reference above, one page monthly progress reports in the form of a newsletter for submission to the IPC and quarterly progress reports to the USAID COR and subject-matter management. The quarterly reports should be no more than four pages in length and include a short status update and next steps of each country pilot.

Within five days of signing the contract, the contractor will meet with the subject-matter management to propose a revised work plan timeframe, review products to be submitted, and to resolve any questions regarding initial tasks.

Reports will be submitted electronically.

APPENDIX 2: INTERVIEW GUIDELINES

KEY TOPICS:

1. Aid flows, open data and transparency
2. Data transmission from donors to and by partner country government
3. Use of data by partner country government internally
4. Use of data by other stakeholders outside of the government

1. GOVERNMENT MINISTRIES

A) Aid flows, open data and transparency in Zambia

- To what extent is there public engagement with the national budget?
- How do citizens hold their government to account? How do citizens and different stakeholders in society informed about government programs? - Desk study
- What elements of open data exist in Zambia? - Desk study
- What elements of open government exist in Zambia? - Desk study
- What initiatives on aid transparency exist in the country or have existed in the past?
- (Is there an aid management platform? Desk study)
- (What is the percentage of aid in the national budget? Desk study)
- (How much USG ODA flows are "on budget"? - Desk study)
- Is there a platform of the Zambian gov and donor representatives related to the management of aid flows?
- If so, how often does this platform meet? How many of the biggest five donors attend regularly? What are the issues discussed?

B) Data transmission from donors to partner country government

1. How is data on aid flows collected by the government?
2. What are the data sources used?
3. What are the processes used to collect data?
4. How often is data collected and when?
5. How do donors transfer data to the government?
6. Who are the responsible parties for data transmission? - USAID mission
7. Who is responsible for data entries and updates?
8. Are data entries and updates made manually or automatically?
9. Is there a difference in data transmission for on-budget flows and off-budget flows?
10. In which format is data collected and shared?
11. How frequent are data updates?
12. How old is data at the time of collection?
13. How is data quality checked?

14. How good is the quality of data in your view (in terms of coverage of all activities, level of detail, timeliness, errors, comparability)?
15. What are the priority data fields in your opinion?
16. Which donors are best performers and why?
17. What are the challenges faced in the management of aid data?
18. How can data transmission be improved?
19. Are you familiar with International Aid Transparency Initiative (IATI)?
20. Are you familiar with the USG's Foreign Assistance Dashboard?
21. If so, how frequently do you use IATI or Dashboard data?
22. For which purposes do you use IATI or Dashboard data?
23. What problems have you encountered in the use of IATI or Dashboard data?
24. What could be done to improve your data use experience?

C) Use of data by partner country government

1. What are explicit data requests from stakeholders in the Zambian Central government? (priorities)
2. Which aid management system is used?
3. What are the processes to share data on development cooperation within the central Zambian government?
4. Which data on development cooperation is freely available within the Zambian Central government?
5. In which format is data shared
6. How is data on development cooperation used by stakeholders within the Zambian Central government?
7. What are explicit data requests from stakeholders from regional and local government entities? (priorities)
8. What are the processes to share data on development cooperation with regional or local government entities?
9. Which data on development cooperation is freely available for regional and local government entities?
10. In which format is data shared
11. How is data on development cooperation used by regional and local government entities?
12. Are you familiar with the d-portal? How do you assess its usefulness?
13. What kind of capacity building is needed to improve the use of aid data by different stakeholders

D) Use of data by other stakeholders outside the government

1. How interested are media, NGOs, parliamentarians in development cooperation?
2. Which data on development cooperation is publicly available?
3. What are the processes to share data on development cooperation with stakeholders outside of government
4. In which format is data shared
5. How is data on development cooperation used by stakeholders outside the government?

6. What are explicit data requests from other stakeholders in Zambia? (priorities)
7. What kind of capacity building is needed to improve the use of aid data by different stakeholders

2. PARLIAMENT

A) Aid flows, open data and transparency

1. To what extent is there public engagement with the national budget?
2. How do citizens hold their government to account? How are citizens and different stakeholders in society informed about government programs? - Desk study
3. What elements of open data exist in Zambia? - Desk study
4. What elements of open government exist in Zambia? - Desk study
5. To what extent is transparency of development cooperation a special concern for you? (concrete examples)

C) Use of data by country government internally

1. What is your interest as member of the parliament in issues related to development cooperation?
2. How often in a year do you access data on development cooperation?
3. For what purpose are you accessing data on development cooperation?
4. What sources of information do you use to obtain aid data? Of these, which is the most reliable? Easy to use? Relevant? Timely?
5. In which format are you accessing the data? (offline, online, pdf, Excel , database)
6. Does it make a difference for data access if aid is on budget or not?
7. Which aid data that is currently available are you most interested in? Why?
8. Which aid data that is currently not available would you be most interested in? Why?
9. How does the format of the data impact your use of the data?
10. How do you assess the quality of the data you receive/access (in terms of coverage, level of detail, timeliness, errors, comparability)?
11. Have you experienced concrete problems with data quality?
12. Are you familiar with International Aid Transparency Initiative (IATI)?
13. Are you familiar with the USG's Foreign Assistance Dashboard?
14. If so, how frequently do you use IATI or Dashboard data?
15. For which purposes do you use IATI or Dashboard data?
16. How helpful have these sources of data been to you?
17. What problems have you encountered in the use of IATI or Dashboard data?
18. What could be done to improve your data use experience?
19. What would be your number one priority with regards to data quality?
20. Are you familiar with the d-portal? How do you assess its usefulness?
21. To what extent would capacity building help you to use data related to development cooperation?
22. In your view, what should donors do to make their data on development cooperation more useful?

3. DONORS

A) Aid flows, open data and transparency in Zambia

1. To what extent is transparency an important issue in Zambian politics?
2. To what extent is there public engagement with the national budget?
3. How do citizens hold their government to account? How do citizens and different stakeholders in society informed about government programs? - Desk study
4. What elements of open data exist in Zambia? - Desk study
5. What elements of open government exist in Zambia? - Desk study
6. To what extent is aid transparency an issue in the Zambian press?
7. Have there been public debates around aid, including corruption cases, etc. since the Health ministry scandals in 2010?
8. What initiatives on aid transparency exist in the country or have existed in the past?
9. (Is there an aid management platform? Desk study)
10. (What is the percentage of aid in the national budget? Desk study)
11. (How much USG ODA flows are "on budget"? - Desk study)
12. Is there a platform of the Zambian gov and donor representatives related to the management of aid flows?
13. If so, how often does this platform meet? How many of the biggest five donors attend regularly? What are the issues discussed?

B) Data transmission from donors to partner country government

1. How is data on aid flows collected by the government?
2. What are the data sources used?
3. What are the processes used to collect data?
4. How often is data collected by the government and at what times?
5. How do you transfer data to the government?
6. To who is data transferred?
7. Who are the responsible parties for data transmission? - USAID mission
8. Who is responsible for data entries and updates?
9. Are data entries and updates made manually or automatically?
10. Is there a difference in data transmission for on-budget flows and off-budget flows?
11. In which format is data requested by the government and provided by the donors?
12. How frequent are data updates?
13. How old is data at the time of transfer?
14. How is data quality checked by the partner country government?
15. What feedback to you get on quality of data (e.g. in terms of coverage of all activities, level of detail, timeliness, errors, comparability)?
16. How do you yourself consider the quality of the data provided to the partner country government? (e.g. in terms of coverage of all activities, level of detail, timeliness, errors, comparability)?
17. What are the priority data fields for the partner country government in your opinion?
18. What challenges do you perceive for the management of aid data?
19. How can data transmission be improved?

20. Are you familiar with International Aid Transparency Initiative (IATI)?
21. Are you familiar with the USG's Foreign Assistance Dashboard?
22. If so, how frequently do you use IATI or Dashboard data?
23. For which purposes do you use IATI or Dashboard data?
24. What problems have you encountered in the use of IATI or Dashboard data?
25. What could be done to improve your data use experience?
26. How can beneficiaries of your projects receive information about the projects?
27. Apart from data transfers to the Zambian government, how do you share any information about projects or about your work more generally (with the wider public)
28. To what extent does your organization engage in dialogue with civil society organizations or with beneficiaries at project level?

C) Use of data by partner country government

1. What are explicit data requests from stakeholders in the Zambian Central government? (priorities)
2. To your knowledge, how is data on development cooperation provided by the donors used by stakeholders within the Zambian Central government?
3. What are explicit data requests from stakeholders from regional and local government entities? (priorities)
4. To your knowledge, how is data on development cooperation provided by the donors used by regional and local government entities?
5. In your view, what kind of capacity building may be needed to improve the use of aid data by different stakeholders?

D) Use of data by other stakeholders outside the government

1. In your view, how interested are media, NGOs, parliamentarians in development cooperation? (specific examples)
2. To your knowledge, how is data on development cooperation used by stakeholders outside the government?
3. What are explicit data requests from other stakeholders in Zambia? (priorities)
4. In your view, what kind of capacity building is needed to improve the use of aid data by different stakeholders
5. What channels other than the Zambian government do you use to obtain data on aid flows in Zambia?
6. Which data from other donors is of most interest to you?
7. Which data are you missing?
8. How do you use this data?
9. Are you familiar with the d-portal? How do you assess its usefulness?

4. CIVIL SOCIETY ORGANIZATIONS

A) Aid flows, open data and transparency in Zambia

1. To what extent is transparency an important issue in Zambian politics?
2. To what extent is there public engagement with the national budget?

3. How do citizens hold their government to account? How do citizens and different stakeholders in society informed about government programs? - Desk study
4. What elements of open data exist in Zambia? - Desk study
5. What elements of open government exist in Zambia? - Desk study
6. What initiatives on aid transparency exist in the country or have existed in the past?

D) Use of data by other stakeholders outside the government

1. What is your interest as member of civil society in issues related to development cooperation?
2. Which data on development cooperation is publicly available?
3. How often in a year do you access aid data?
4. For what purpose do you access aid data?
5. In which format are you accessing the data? (offline, online, pdf, Excel , database)
6. What sources of information do you use to obtain aid data? Of these, which is the most reliable? Easy to use? Relevant? Timely?
7. Does it make a difference for data access if aid is on budget or not?
8. Which aid data that is currently available are you most interested in? Why?
9. Which aid data that is currently not available would you be most interested in? Why?
10. How does the format of the data impact your use of the data?
11. How do you assess the quality of the data you receive/access (in terms of coverage, level of detail, timeliness, errors, comparability)?
12. Have you experienced concrete problems with data quality?
13. What would be your number one priority with regards to data quality?
14. Are you familiar with International Aid Transparency Initiative (IATI)?
15. Are you familiar with the USG's Foreign Assistance Dashboard?
16. If so, how frequently do you use IATI or Dashboard data?
17. For which purposes do you use IATI or Dashboard data?
18. How helpful have these sources of data been to you?
19. What problems have you encountered in the use of IATI or Dashboard data?
20. What could be done to improve your data use experience?
21. Are you familiar with the d-portal? How do you assess its usefulness?
22. To what extent would capacity building help you to use data related to development cooperation?
23. In your view, what should donors do to make their data on development cooperation more useful?

5. MEDIA ORGANIZATIONS

A) Aid flows, open data and transparency in Zambia

1. To what extent is transparency an important issue in Zambian politics?
2. To what extent is there public engagement with the national budget?
3. How do citizens hold their government to account? How do citizens and different stakeholders in society informed about government programs? - Desk study
4. What elements of open data exist in Zambia? - Desk study

5. What elements of open government exist in Zambia? - Desk study
6. What initiatives on aid transparency exist in the country or have existed in the past?

D) Use of data by other stakeholders outside the government

1. What is your interest as member of civil society in issues related to development cooperation?
2. Which data on development cooperation is publicly available?
3. How often in a year do you access aid data?
4. For what purpose do you access aid data?
5. What sources of information do you use to obtain aid data? Of these, which is the most reliable? Easy to use? Relevant? Timely?
6. In which format are you accessing the data? (offline, online, pdf, Excel , database)
7. Does it make a difference for data access if aid is on budget or not?
8. Which aid data that is currently available are you most interested in? Why?
9. Which aid data that is currently not available would you be most interested in? Why?
10. Which data format would you prefer?
11. How does the format of the data impact your use of the data?
12. How do you assess the quality of the data you receive/access (in terms of coverage, level of detail, timeliness, errors, comparability)?
13. Have you experienced concrete problems with data quality?
14. Are you familiar with International Aid Transparency Initiative (IATI)?
15. Are you familiar with the USG's Foreign Assistance Dashboard?
16. If so, how frequently do you use IATI or Dashboard data?
17. For which purposes do you use IATI or Dashboard data?
18. How helpful have these sources of data been to you?
19. What problems have you encountered in the use of IATI or Dashboard data?
20. What could be done to improve your data use experience?
21. What would be your number one priority with regards to data quality?
22. Are you familiar with the d-portal? How do you assess its usefulness?
23. To what extent would capacity building help you to use data related to development cooperation?
24. In your view, what should donors do to make their data on development cooperation more useful?

6. PRIVATE COMPANIES

A) Aid flows, open data and transparency in Zambia

1. To what extent is transparency an important issue in Zambian politics? Examples?
2. To what extent is information about public financial data of relevance for you in the private sector?
3. What elements of open data exist in Zambia? - Desk study
4. What elements of open government exist in Zambia? - Desk study

D) Use of data by other stakeholders outside the government

1. What is your interest as member of the private sector in issues related to development cooperation?
2. How often in a year do you access data related to development cooperation?
3. For what purpose do you access data related to development cooperation?
4. In which format do you access the data (offline, online, pdf, Excel , database)?
5. What sources of information do you use to obtain aid data? Of these, which is the most reliable? Easy to use? Relevant? Timely?
6. Does it make a difference for data access if aid is on budget or not?
7. Which aid data that is currently available are you most interested in? Why?
8. Which aid data that is currently not available would you be most interested in? Why?
9. Which data format would you prefer?
10. How does the format of the data impact your use of the data?
11. How do you assess the quality of the data you receive/access (in terms of coverage, level of detail, timeliness, errors, comparability)?
12. Have you experienced concrete problems with data quality?
13. What would be your number one priority with regards to data quality?
14. Are you familiar with International Aid Transparency Initiative (IATI)?
15. Are you familiar with the USG's Foreign Assistance Dashboard?
16. If so, how frequently do you use IATI or Dashboard data?
17. For which purposes do you use IATI or Dashboard data?
18. How helpful have these sources of data been to you?
19. What problems have you encountered in the use of IATI or Dashboard data?
20. What could be done to improve your data use experience?
21. Are you familiar with the d-portal? If so, how do you assess its usefulness?
22. To what extent would capacity building help you to use data related to development cooperation?
23. In your view, what should donors do to make their data on development cooperation more useful?

7. UNIVERSITIES/RESEARCHERS

A) Aid flows, open data and transparency in Zambia

1. To what extent is transparency an important issue in Zambian politics? Examples?
2. To what extent is information about public financial data of relevance for you?
3. What elements of open data exist in Zambia? - Desk study
4. What elements of open government exist in Zambia? - Desk study

D) Use of data by other stakeholders outside the government

1. What is your interest as researchers and representatives of academia in issues related to development cooperation?
2. How often in a year do you access data related to development cooperation?
3. For what purpose do you access data related to development cooperation?
4. In which format do you access the data (offline, online, pdf, Excel , database)?

5. What sources of information do you use to obtain aid data? Of these, which is the most reliable? Easy to use? Relevant? Timely?
6. Does it make a difference for data access if aid is on budget or not?
7. Which aid data that is currently available are you most interested in? Why?
8. Which aid data that is currently not available would you be most interested in? Why?
9. Which data format would you prefer?
10. How does the format of the data impact your use of the data?
11. How do you assess the quality of the data you receive/access (in terms of coverage, level of detail, timeliness, errors, comparability)?
12. Have you experienced concrete problems with data quality?
13. What would be your number one priority with regards to data quality?
14. Are you familiar with International Aid Transparency Initiative (IATI)?
15. Are you familiar with the USG's Foreign Assistance Dashboard?
16. If so, how frequently do you use IATI or Dashboard data?
17. For which purposes do you use IATI or Dashboard data?
18. How helpful have these sources of data been to you?
19. What problems have you encountered in the use of IATI or Dashboard data?
20. What could be done to improve your data use experience?
21. Are you familiar with the d-portal? If so, how do you assess its usefulness?
22. In your view, what should donors do to make their data on development cooperation more useful?
23. What problems have you encountered in the use of IATI or Dashboard data?
24. What could be done to improve your data use experience?
25. Are you familiar with the d-portal? If so, how do you assess its usefulness?
26. In your view, what should donors do to make their data on development cooperation more useful?

APPENDIX 3: FOREIGN ASSISTANCE DASHBOARD QUESTIONNAIRE

The goal of the ForeignAssistance.gov website is to publish all U.S. Government foreign assistance investments in a standard, accessible, and easy-to-understand format. Data is available at the activity level at three different stages of the financial timeline: planning, obligations, and disbursements. Data is visualized on the site by geographic recipient area, sector (aid purpose), and by Federal agency extending the aid.

We are interested to hear from stakeholders in the field on the usability of the ForeignAssistance.gov website. Specifically we would like to measure if the website and its data contributes to development work in a meaningful way.

Tell us a bit about yourself:

Organization	
Country	
Role	
Expertise	
Years of Experience	

Usability Questions – Part I

Please read each question carefully and circle the appropriate answer to each of the following multiple- choice questions. Please write in your own response where "Other" is applicable and indicated.

1. Have you visited ForeignAssistance.gov? (Circle One) Yes / No

2. **How did you hear about ForeignAssistance.gov? (Circle One)**

   a) **USAID Mission**
   b) **Department of State Press Release**
   c) **International Aid Transparency Initiative (IATI)**
   d) **Other _____**

3. **ForeignAssistance.gov visualizes data in several different views. Which view is most useful to you? (Circle One)**

   a) **By Agency**
   b) **By Country**
   c) **By Sector**
   d) **By Implementing Agent (e.g. vendor, NGO, local government)**
   e) **Other _____**

4. **What are some similar websites to ForeignAssistance.gov that you actively use? (Circle more than one if applicable)**

   a) **Aid Data.org**
   b) **World Bank.org**
   c) **Dollars to Results (results.usaid.gov)**
   d) **Other _____**

5. **As part of the aid community, how would you like to be engaged in providing feedback and input for future developments pertaining to ForeignAssistance.gov? (Circle One)**

   a) **Usability test sessions**
   b) **Email updates/alerts**
   c) **Quarterly surveys**
   d) **Other _____**
   e) **I do not want to be engaged**

6. **Which would be more useful to you: (Circle One)**

   a) **Datasets to download and convert to charts and graphs on your own**
   b) **A website tool that creates custom charts and graphs**
   c) **A website that tells you a story in pre-defined charts and graphs**
   d) **Other _____**

7. **What format do you prefer using for viewing foreign assistance data? (Circle One)**

   a) **XML**
   b) **Excel**
   c) **CSV**
   d) **Json**
   e) **International Aid Transparency Initiative (IATI) standard**
   f) **Interactive Graphs & Charts**

Usability Questions – Part II

Please complete this section **ONLY** if you have visited ForeignAssistance.gov website.

1. How frequently do you visit ForeignAssistance.gov? (Circle One) **a) Often** **b) Sometimes** **c) Seldom**	**2. Prior to visiting the site, were you knowledgeable of the U.S. Government budget process? (Circle One)** **Yes / No**

3. What do you enjoy most about ForeignAssistance.gov?	4. **What information or story would you like to see on ForeignAssistance.gov?**

5. Which pages are the most user friendly? Please explain.	6. **Which pages are confusing to navigate? Please explain.**